

## 2022 SCHEDULE & RESULTS

**OVERALL:** 36-17 | **CAA:** 19-5  
**HOME:** 25-5 | **AWAY:** 10-12 | **NEUTRAL:** 1-0

### FEBRUARY

F 18	WAGNER	W, 20-5
F 19	WAGNER	W, 3-1
F 20	WAGNER	W, 7-5
F 22	at Clemson	L, 1-2
F 26	SIENA (DH)	W, 7-5; W, 3-2
F 27	SIENA	W, 10-0 (7)

### MARCH

M 1	at Presbyterian	W, 7-3
M 4	at High Point	L, 0-5
M 5	at High Point	L, 0-6
M 6	at High Point	L, 4-5
M 8	PENN	L, 6-7
M 9	PENN	L, 1-7
M 12	UMASS LOWELL	W, 11-8
M 12	UMASS LOWELL	L, 5-15
M 13	UMASS LOWELL	W, 9-1
M 15	#2 TEXAS	W, 8-4
M 18	EAST CAROLINA	L, 5-8
M 19	EAST CAROLINA	W, 4-3
M 20	EAST CAROLINA	W, 10-3
M 22	at Georgia Southern	L, 1-4
M 25	NORTHEASTERN *	W, 7-3
M 26	NORTHEASTERN *	W, 14-9
M 27	NORTHEASTERN *	W, 7-1
M 29	at Charlotte	L, 0-9

### APRIL

A 1	at Hofstra *	L, 6-8
A 2	at Hofstra *	W, 4-0
A 2	at Hofstra *	L, 6-7
A 5	PRESBYTERIAN	PPD
A 6	at Coastal Carolina	SSPD
A 8	JAMES MADISON *	W, 6-3
A 9	JAMES MADISON *	W, 10-9
A 10	JAMES MADISON *	W, 7-6
A 12	at The Citadel	L, 6-8
A 15	WILLIAM & MARY *	W, 7-2
A 16	WILLIAM & MARY *	W, 4-3
A 17	WILLIAM & MARY *	W, 7-5
A 19	at USC Upstate	W, 8-7 (10)
A 22	at Elon *	W, 11-2
A 23	at Elon *	W, 3-0
A 24	at Elon *	W, 8-3
A 26	COASTAL CAROLINA	L, 7-17
A 29	DELAWARE *	W, 13-2
A 30	DELAWARE *	W, 6-5

### MAY

M 1	DELAWARE *	W, 9-0
M 6	at UNCW *	L, 3-4
M 7	at UNCW *	W, 10-3
M 8	at UNCW *	W, 7-2
M 10	Clemson #	W, 7-5
M 14	at Charleston Southern	W, 10-6
M 15	CHARLESTON SOUTHERN	W, 14-9
M 17	THE CITADEL	W, 15-9
M 19	at Towson *	W, 15-3
M 20	at Towson *	L, 3-8
M 21	at Towson *	L, 2-3
M 26	vs. #5 Northeastern &	3:00 PM

### JUNE

J 3-6	NCAA Regionals
J 10-13	NCAA Super Regionals
J 17-27	College World Series ^

\* Colonial Athletic Association game  
# Segra Park, Columbia, S.C.  
& CAA Championship, Elon, N.C.  
^ TD Ameritrade Park, Omaha, Neb.  
All Times Listed in Eastern Time Zone

## CAA CHAMPIONSHIP GAME 1 /// MAY 26, 2022

Latham Park in Elon, N.C. /// Live Stats: CofCStats.com /// Video: FloBaseball.TV



**36-17**  
19-5 CAA

VS



**29-27-1**  
10-14 CAA

### COLLEGE OF CHARLESTON COUGARS

**Head Coach:** Chad Holbrook (North Carolina, 1994)  
**Career Record:** 347-190 (10th Season)  
**Record at CofC:** 147-84 (Fifth Season)

### NORTHEASTERN UNIVERSITY HUSKIES

**Head Coach:** Mike Glavine (Northeastern, 1996)  
**Career Record:** 224-176-1 (Eighth season)  
**Record at NU:** Same

**All-Time Series:** NU leads 13-9 /// **Last Meeting:** NU 5, CofC 1 (May 29, 2021 in Wilmington, N.C.) /// **Streak:** NU 3

Date	Time (EST)	CofC Starter	Northeastern Starter
Thursday, May 26	3:00 PM	RHP Ty Good (10-4, 3.43)	vs. RHP Cam Schlittler (4-8, 3.61)

## LEADING OFF

- The Cougars have been rolling since early April winning 20 of their last 23 overall including 15 of the last 18 in CAA play to secure the program's second CAA regular season title.
- Charleston equaled a program-record with 14 total CAA postseason awards on Tuesday including three major award winners in William Privette (Pitcher of the Year), Tyler Sorrentino (Co-Rookie of the Year) and Chad Holbrook (Coach of the Year).
- The Cougars placed three on the All-CAA First Team and five on the Second Team in addition to one Honorable Mention selection and two All-Rookie honorees.
- Privette has been lights out this season out of the bullpen currently leading the nation in ERA (0.95) and fifth in hits allowed per nine innings (4.89) while ranking second in WHIP (0.81) and 10th in saves (12). He is one of two pitchers from the CAA on the NCBWA Midseason Stopper of the Year Watch List.
- Junior JT Marr is one of 16 players named as semifinalists for the prestigious Buster Posey National Catcher of the Year award and the lone CAA representative on the list.

## CHARLESTON POSSIBLE LINEUP (BASED ON LAST GAME)

Pos.	No.	Player	B/T	AVG	AB	R	H	2B	3B	HR	RBI	BB	SO	SLG	OBP
<b>C</b>	18	Jared Kirven	R/R	.306	62	12	19	6	0	1	9	2	10	.452	.353
<b>1B</b>	4	JT Marr	L/R	.310	213	38	66	9	4	7	40	15	34	.488	.359
<b>2B</b>	5	Joseph Mershon	B/R	.289	149	43	43	4	2	4	26	35	27	.423	.455
<b>3B</b>	2	Luke Wood	R/R	.276	134	26	37	3	0	6	21	19	32	.433	.382
<b>SS</b>	9	Cam Dean	R/R	.304	168	35	51	11	1	1	27	18	33	.399	.386
<b>LF</b>	1	Trotter Harlan	R/R	.299	187	34	56	14	0	7	44	36	42	.487	.413
<b>CF</b>	5	Tyler Sorrentino	L/R	.292	202	45	59	8	4	1	31	31	47	.386	.395
<b>RF</b>	6	Sam Cochrane	L/R	.304	161	37	49	10	4	2	36	26	25	.453	.399
<b>DH</b>	14	Landon Choboy	R/R	.290	100	16	29	5	0	3	19	12	17	.430	.360

Pitching Probables	ERA	W-L	G	GS	CG	SV	IP	H	R	ER	BB	SO	AVG
<b>GM 1</b> RHP Ty Good	3.43	10-4	16	14	0	0	78.2	55	38	30	33	83	.199

## QUICK FACTS

### GENERAL INFORMATION

Location.....	Charleston, S.C.
Founded .....	1770
Nickname .....	Cougars
President .....	Andrew T. Hsu
Athletics Director.....	Matt Roberts
School Colors.....	Maroon and White
Enrollment.....	11,000
Affiliation .....	NCAA Division I
Conference .....	Colonial Athletic Association

### STADIUM INFORMATION

Home Field .....	Patriots Point
Capacity.....	1,400
Address.....	Patriots Point Rd .....Mt. Pleasant, S.C. 29464
Opened.....	2001
Dimensions.....	(L-R) 300, 375, 400, 375, 330
Home Record.....	668-306-3 (.685)

### PROGRAM HISTORY

First Season in Division I.....	1991
All-Time Record .....	1035-695-4 (.598)
NCAA Appearances (Last) .....	Seven (2015)
NCAA Super Regionals.....	Two (2006, 14)
NCAA College World Series .....	None
NCAA Tournament Record.....	14-14
Conference Championships (Last) .....	Seven (2015)
Conference Tournament Titles .....	Two (2006, 2014)

### BASEBALL STAFF

Head Coach .....	Chad Holbrook (North Carolina, 1994)
Overall Record .....	347-190 (10th)
CofC Record .....	147-84 (Fifth)
Assoc. Head Coach/Recruiting.....	Kevin Nichols
Assistant Coach/Pitching.....	Will Dorton
Volunteer Assistant Coach.....	Dan Wondrack
Director of Operations .....	Sam Gjormand
Athletic Trainer .....	Daniel Gonzalez

### 2021 REVIEW

Overall Record .....	27-25
CAA Record.....	12-12
Home Record .....	15-13
Road Record .....	9-10
Neutral Record .....	3-2
Postseason.....	CAA Semifinals
Starting Pitchers Returning/Lost .....	4/1
Pitchers Returning/Lost .....	12-5
Starting Position Players Returning/Lost .....	6-3
Position Players Returning/Lost .....	14-4
Lettermen Returning/Lost.....	26/9
Newcomers .....	13

### ATHLETICS COMMUNICATIONS

Baseball Contact.....	Whitney Noble
Office Phone .....	843-953-3683
Cell Phone .....	813-957-7546
Email.....	noblew@cofc.edu
Web .....	www.CofCSports.com
Twitter .....	@CofCBaseball
Instagram .....	@CofC_Baseball

## THE MATCHUP

COFC	Hitting	NU
.281	Batting Average	.238
.434	Slugging Percentage	.334
.376	On-Base Percentage	.329
367	Runs Scored	275
500	Hits	439
94	Doubles	78
16	Triples	13
49	Home Runs	25
375	Strikeouts	399
244	Walks	180
83-114	Stolen Bases-Attempts	98-130

COFC	Pitching	NU
4.04	ERA	3.47
465.1	Innings Pitched	497.1
455	Strikeouts	447
190	Walks	171
.245	Opponent Batting Average	.232

COFC	Fielding	NU
.965	Fielding Percentage	.971
67	Errors	62
30	Double Plays	49

**CLASS OF THE CAA:** Charleston put together a dominant performance in conference play this season capturing its second CAA regular season championship in program history. The Cougars were the first Division I school in a single-division conference to clinch the regular season title this season and won the second-most CAA games (19) in school history.

**FILLING THE TROPHY CASE:** The Cougars' stellar season has already begun to translate into a plethora of awards after Charleston paced the CAA with 14 total postseason honors on Tuesday. William Privette was named the CAA Pitcher of the Year while Tyler Sorrentino and head coach Chad Holbrook were named Co-Rookie and Coach of the Year, respectively.

**THAT'S OUR COACH!:** Head Coach Chad Holbrook earned his first career Coach of the Year honors on Tuesday after guiding the Cougars to a 36-17 overall record and a 19-5 mark in CAA play to win the league's regular season title by four games.

**ROOKIE RAKING:** Freshman Tyler Sorrentino became the second player in program history to be named CAA Rookie of the Year, splitting the honor with Elon's Shea Sprague after batting a team-high .330 with 19 RBI and a .416 on-base percentage in league play. The West Essex, N.J. native has already equaled the Cougars' freshman record with four triples while starting all but one game and batting .292 with 45 runs scored, eight doubles and 31 RBI this season.

**SOPHOMORE STUD:** William Privette has established himself as one of the top relief arms in both the CAA and the nation this season entering the postseason leading the nation in both ERA (0.95) and hits allowed per nine innings (4.89) while ranking second in WHIP (0.81).

The 6-foot-6 right-hander became the second player in program history to earn CAA Pitcher of the Year honors on Tuesday and figures to be in the conversation for the prestigious Stopper of the Year award. The Chapin, S.C. native has fanned 71 batters in 52.1 innings of work and is holding opponents to a .153 batting average. Ten of Privette's 12 saves this season have come in outings spanning two or more innings.

**TOP MARKS:** The Cougars placed a league-high 11 players on the All-CAA teams on Tuesday including three on the First Team and five on the Second Team. Ace Ty Good collected his first career postseason honors with a nod on the First Team joining JT Marr and William Privette, while Cam Dean, Joseph Mershon, Sam Cochrane, Trotter Harlan and Tyler Sorrentino each earned a spot on the Second Team. Reed Parris garnered Honorable Mention accolades while Sorrentino and Daniel Brooks were each selected to the All-Rookie Team.

**TOP TIER OUTFIELD:** The Cougars have deployed one of the top outfielders in both the league and the nation this season placing all three members of their starting outfield on the All-CAA Teams. Sam Cochrane, Trotter Harlan and Tyler Sorrentino each earned a spot on the All-CAA Second Team after combining for 25 extra-base hits, 69 RBI and 13 stolen bases during league play.



## CAA CONFERENCE STANDINGS

	CAA	PCT.	OVR	PCT.
<b>CHARLESTON</b>	<b>19-5</b>	<b>.792</b>	<b>36-17</b>	<b>.679</b>
UNCW	15-9	.625	31-22	.585
Hofstra	15-9	.625	27-21	.562
William & Mary	14-10	.583	26-22	.542
James Madison	12-11	.522	27-26	.509
Northeastern	10-14	.417	29-27-1	.518
Elon	9-14	.391	25-27	.481
Delaware	8-15	.348	25-25	.490
Towson	4-19	.174	14-39	.264

## 2022 AWARDS & HONORS

### EMMETT BICE

CAA Co-Pitcher of the Week (May 2)

### DANIEL BROOKS

CAA All-Rookie Team

### SAM COCHRANE

All-CAA Second Team

CAA Player of the Week (Mar. 21)

### CAM DEAN

All-CAA Second Team

### TY GOOD

All-CAA First Team

CAA Pitcher of the Week (Apr. 25)

### PRESTON HALL

CAA Rookie of the Week (Mar. 28)

### TROTTER HARLAN

All-CAA Second Team

### CHAD HOLBROOK

CAA Coach of the Year

### COLE MATHIS

CAA Rookie of the Week (Apr. 25)

### JT MARR

Buster Posey Award Semifinalist

All-CAA First Team

CAA Co-Player of the Week (Feb. 20)

### JOSEPH MERSHON

All-CAA Second Team

### REED PARRIS

All-CAA Honorable Mention

### WILLIAM PRIVETTE

NCBWA Stopper of the Year Midseason Watch List

CAA Pitcher of the Year

All-CAA First Team

CAA Pitcher of the Week (Apr. 18)

### TYLER SORRENTINO

CAA Co-Rookie of the Year

All-CAA Second Team

CAA All-Rookie Team

CAA Rookie of the Week (Feb. 28)

CAA Co-Rookie of the Week (May 9)

**MR. CONSISTENT:** Trotter Harlan has been one of the most consistent hitters in the CAA this season reaching base in all but four games while batting .299 with team-highs of 14 doubles, seven home runs and 44 RBI. The Fountain Inn, S.C. native absolutely raked in league play with six doubles, five homers and 27 RBI in 23 games against CAA opponents.

**THE MARR BEHIND THE PLATE:** Junior JT Marr established himself as one of the best catchers in the CAA this season earning a spot on the All-CAA First Team after leading the Cougars in batting average (.310), hits (66), home runs (7), total bases (104) and slugging percentage (.488). The Fort Mill, S.C. native ranks second on the team with 40 RBI this season and is one of 16 catchers named as a semifinalist for the prestigious Buster Posey National Catcher of the Year award.

**COMING UP GOOD:** Junior Ty Good has set the tone for the Cougars' rotation this season entering the postseason tied for second in the nation with 10 wins while leading the CAA with 83 strikeouts in 78.2 innings of work. The Rock Hill, S.C. native earned his first career postseason accolades on Tuesday nabbing a spot on the All-CAA First Team after holding opponents to a .199 batting average and posting a 3.43 ERA in 16 appearances during the regular season.

**BALANCED ATTACK:** The Cougars have deployed one of the most balanced offenses in both the CAA and the nation this season with eight players batting over .290 and nine hitters driving in at least 19 runs thus far.

**MASHING MERSH:** Joseph Mershon came alive during CAA play leading the league with a .500 on-base percentage while batting .297 with 10 RBI while drawing 30 free passes in conference action. For his efforts, Mershon was named to the All-CAA Second Team for the second straight season.

**NEXT MAN UP:** Trey Pooser and Emmett Bice have stepped up in a big way over the last four weekends combining for a 3-1 record, a 2.60 ERA and 27 strikeouts in 34.2 innings of work filling in as the Cougars' Saturday and Sunday starters. Bice spun 7.1 shutout innings in his first career start against Delaware to earn CAA Co-Pitcher of the Week accolades while Pooser tossed six shutout innings on May 7 at UNCW.

**TAKING HIS CHANCES:** Jared Kirven has made the most of his opportunities of late posting a multi-hit game in six of his last eight starts. He has collected 16 hits in 34 at-bats over that span while driving in nine runs. Kirven plated a career-high four runs in the 7-5 win over Clemson on May 10.

**SETTING THE TONE:** Charleston has enjoyed great success in the opening frame this season combining for a .313 batting average while outscoring its opponents, 50-9, in the first inning. The Cougars are 20-4 when plating at least one run in the opening frame.

**EARNING HIS PLACE:** Senior Cam Dean has made it virtually impossible to exclude him from the lineup this season cementing himself as the Cougars' everyday shortstop entering the postseason ranked second on the team in both batting average (.304) and doubles (11). The Surfside Beach, S.C. native has been one of Charleston's most consistent bats in clutch situations leading the team with a .353 average with runners in scoring position to earn his first career postseason accolades with a nod on the All-CAA Second Team.

**SETTING 'EM UP:** Reed Parris has carved out a key role as the Cougars' primary set-up man since transferring from Division II Mount Olive entering the weekend with a 5-0 record and a 2.45 ERA in 36.2 innings of work of the 'pen. The Kinston, N.C. native has issued only nine walks this season and sports a WHIP of 1.02 to earn All-CAA Honorable Mention accolades.

**TWO-OUT DAMAGE:** The Cougars have been ruthless with two outs on the scoreboard this season accounting for more than a third (35.1%) of their total run output with two down. Charleston has totaled 129 runs with two outs this season scoring at least two runs with two down in 30 games thus far.

**SLAMMING THE DOOR:** The Cougars have been virtually impossible to take down in the later innings this season carrying a 32-1 record when leading after six innings. Charleston has outscored their opponents by a 178-120 margin in the sixth inning or later this spring.

**DEFENDING THE RAMPARTS:** The Cougars played their best baseball in the friendly confines of Patriots Point this season posting a 25-5 record at home while equaling the program's single-season record for home winning percentage (.833). The 2022 campaign marks the 22nd season with at least 20 home victories in school history.



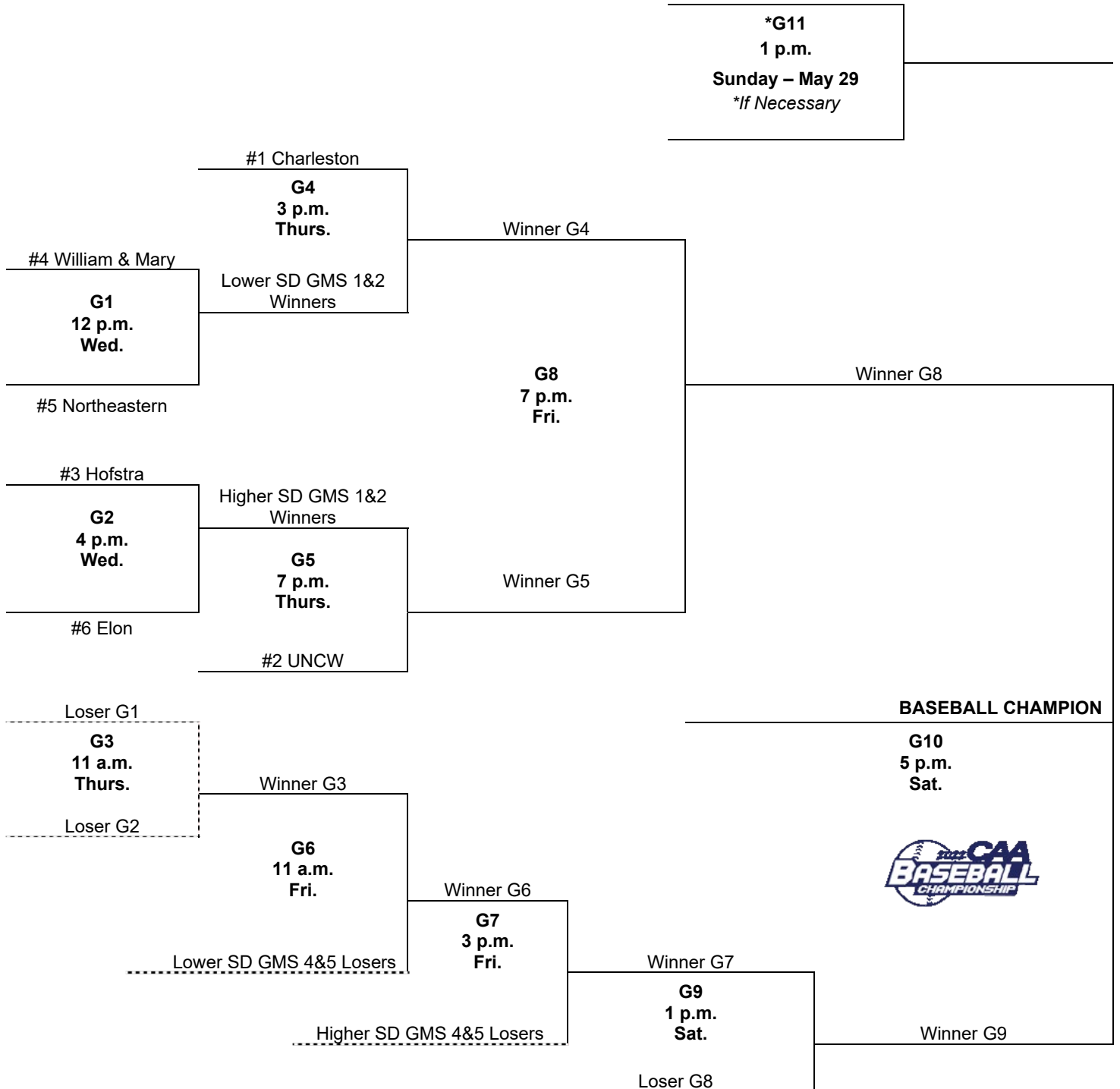
2022 CAA BASEBALL CHAMPIONSHIP BRACKET

**Wednesday**  
**May 25**  
**Day 1**  
 Games 1, 2

**Thursday**  
**May 26**  
**Day 2**  
 Games 3, 4, 5

**Friday**  
**May 27**  
**Day 3**  
 Games 6, 7, 8

**Saturday**  
**May 28**  
**Day 4**  
 Games 9 & 10



## CAA BASEBALL CHAMPIONSHIP HISTORY

**Overall Record:** 13-12

**Championships:** 1

**Runner-Up Finishes:** 1

### 2014 in Wilmington, N.C.

#2 Charleston 7, #3 UNCW 4

#2 Charleston 3, #1 William & Mary 1

#2 Charleston 6, #1 William & Mary 4

### 2015 in Mt. Pleasant, S.C.

#1 Charleston 9, #4 Elon 0

#2 UNCW 4, #1 Charleston 3 (10)

#1 Charleston 4, #5 Delaware 1

#2 UNCW 7, #1 Charleston 6

### 2016 in Mt. Pleasant, S.C.

#6 Charleston 9, #3 Elon 8

#6 Charleston 7, #2 William & Mary 2

#1 UNCW 6, #6 Charleston 1

#2 William & Mary 10, #6 Charleston 3

### 2017 in Wilmington, N.C.

#4 Delaware 9, #5 Charleston 0

#5 Charleston 1, #6 Elon 0

#5 Charleston 7, #3 William & Mary 6 (11)

#1 Northeastern 8, #5 Charleston 5

### 2018 in Harrisonburg, Va.

#3 Charleston 10, #6 Hofstra 3

#2 Elon 3, #3 Charleston 2

#5 Delaware 5, #3 Charleston 1

### 2019 in Harrisonburg, Va.

#3 William & Mary 1, #2 Charleston 0 (14)

#4 Northeastern 8, #2 Charleston 7

### 2021 in Wilmington, N.C.

#4 Charleston 6, #5 Towson 5

#1 Northeastern 10, #4 Charleston 3

#4 Charleston 8, #6 William & Mary 3

#4 Charleston 6, #3 Elon 2

#1 Northeastern 5, #4 Charleston 1

VS. OPPONENTS	W	L
Delaware	1	2
Elon	4	1
Hofstra	1	0
Northeastern	0	4
Towson	1	0
UNCW	1	3
William & Mary	5	2
<b>All-Time Record</b>	<b>13</b>	<b>12</b>

AS SEED	W	L
#1	2	2
#2	3	2
#3	1	2
#4	3	2
#5	2	2
#6	2	2
<b>All-Time Record</b>	<b>13</b>	<b>12</b>

VS. SEED	W	L
#1	2	4
#2	1	3
#3	4	2
#4	1	2
#5	2	1
#6	3	0
<b>All-Time Record</b>	<b>13</b>	<b>12</b>

### GAME RECORDS

STATISTIC	INDIVIDUAL	TEAM
At Bats	6, Luke Manzo vs. William & Mary, 5.26.17	42 vs. Elon, 5.24.18
Runs	3, Nick Pappas vs. William & Mary, 5.23.14	10 vs. Hofstra, 5.23.18
Hits	4, Nick Pappas vs. William & Mary, 5.23.14	16 vs. Hofstra, 5.23.18
2B	2, Nick Pappas vs. William & Mary, 5.23.14	3, Four times
3B	1, Four times	1, Four times
HR	2, Logan McRae vs. William & Mary, 5.26.17	4 vs. Hofstra, 5.23.18
RBI	4, Logan McRae vs. William & Mary, 5.26.17	10 vs. Hofstra, 5.23.18
Total Bases	8, Logan McRae vs. William & Mary, 5.26.17	32 vs. Hofstra, 5.23.18
Walks	3 (2x): Tommy Richter vs. Elon, 5.25.16; Dupree Hart vs. UNCW, 5.27.16	12 vs. Elon, 5.25.16
Stolen Bases	2, Luke Manzo vs. Elon, 5.26.16	3 vs. Elon, 5.25.16
Innings Pitched	9.0 (2x): Bailey Ober vs. William & Mary, 5.23.14; Hayden McCutheon vs. Delaware, 5.23.15	11.0 (2x): vs. William & Mary, 5.26.17; vs. Elon, 5.24.18
Hits	11, Eric Bauer vs. UNCW, 5.23.15	17 vs. Elon, 5.26.16
Walks	3, Three times	5, Three times
Strikeouts	10, Taylor Clarke vs. Elon, 5.21.15	11, Three times



# CAA BASEBALL CHAMPIONSHIP HISTORY

## TOURNAMENT RECORDS

STATISTIC	INDIVIDUAL	TEAM
Batting Average	.545, Nick Pappas, 2014	.316, 2014
Runs	6, Tommy Richter, 2016	24, 2021
Hits	9, Tanner Steffy, 2021	45, 2021
2B	2, Three times	7, 2015
3B	1, Four times	1, Four times
HR	2 (2x): Logan McRae, 2017; Ari Sechopoulos, 2018	6, 2021
RBI	6, Tanner Steffy, 2021	23, 2021
Total Bases	12, Tanner Steffy, 2021	68, 2021
Walks	7, Dupree Hart, 2016	31, 2016
Slugging Percentage	1.000, Nick Pappas, 2014	.558, 2014
On-Base Percentage	.677, Tommy Richter, 2016	.406, 2016
Stolen Bases	2 (2x): Luke Manzo, 2016 & 2018	4, 2016
Appearances	2, Nine times	13, 2021
Innings Pitched	9.0 (2x): Bailey Ober, 2014; Hayden McCutcheon, 2015	44, 2021
Wins	2, Ty Good, 2021	3, 2014 & 2021
Saves	1, Four times	1, Four times
ERA (min. 5 IP)	0.00, Nine times	2.00, 2014
Hits (min. 5 IP)	1, Justin Baker, 2018	19, 2014
Walks (min. 5 IP)	0 (5x): Hayden McCutcheon, Taylor Clarke, and Brandon Glazer; 2015	3, 2015
Strikeouts (min. 5 IP)	10, Taylor Clarke, 2015	35, 2017
Opp. BA (min. 5 IP)	.107, Taylor Clarke, 2015	.192, 2014

## CAREER RECORDS

STATISTIC	INDIVIDUAL
Batting Average (min. 20 AB)	.476, Tanner, 2019-present
Runs	10, Tommy Richter, 2015-18
Hits	15, Tommy Richter, 2015-18
2B	3 (2x): Nick Pappas, 2014-15; Ryan Brown, 2015-16
3B	1, Four players
HR	3, Logan McRae, 2016-19
RBI	9 (2x), Carl Wise, 2014-15; Logan McRae, 2016-19
Total Bases	20, Tommy Richter, 2015-18
Walks	11, Dupree Hart, 2016-19
Slugging Percentage (min. 20 AB)	.667, Nick Pappas, 2014-15
On-Base Percentage (min. 20 AB)	.500, Tanner Steffy, 2019-present
Stolen Bases	5, Luke Manzo, 2016-19
Putouts	110, Ari Sechopoulos, 2017-21
Assists	42, Luke Manzo, 2016-19
Fielding Percentage (min. 20 chances)	1.000, Five players
Appearances	6 (2x), Carter Love, 2015-18; Justin Baker, 2016-18
Innings Pitched	22.1, Bailey Ober, 2014-17
Wins	3, Bailey Ober, 2014-17
Saves	1, Four players
ERA (min. 8 IP)	0.00 (2x): Hayden McCutcheon, 2015; Tyler Thornton, 2014
Hits (min. 8 IP)	4, Tyler Thornton, 2014
Walks (min. 8 IP)	0, Hayden McCutcheon, 2015
Strikeouts (min. 8 IP)	19 Griffin McLarty, 2017-19
Opp. Batting Average (min. 8 IP)	.148, Tyler Thornton, 2014

## CAA ALL-TOURNAMENT HONORS

### 2014

Ben Boykin  
Bailey Ober  
Nick Pappas  
Tyler Thornton  
Carl Wise

### 2015

Ryan Brown  
Taylor Clarke  
Hayden McCutcheon

### 2016

Bailey Ober  
Tommy Richter

### 2017

Logan McRae  
Carter Love

### 2019

Griffin McLarty

### 2021

Ty Good  
Tanner Steffy





## CHARLESTON'S RECORD WHEN...

### SNAPSHOT

Overall	36-17
Conference	19-5
Home	25-5
Away	10-12
Neutral	1-0
Against Top-25	1-1
Day Games	28-13
Night Games	8-4
vs. Left-Handed Starter	6-4
vs. Right-Handed Starter	30-13
One-Run Games	7-6
Two-Run Games	4-2
Five-Plus Run Games	17-7
Extra Innings	1-0
Shutouts	4-3

### BY SCORING

Scoring 0-2 Runs	0-7
Scoring 3-5 Runs	6-5
Scoring 6-9 Runs	16-5
Scoring 10+ Runs	14-0
Allowing 0-2 Runs	12-1
Allowing 3-5 Runs	16-5
Allowing 6-9 Runs	8-8
Allowing 10+ Runs	0-2
Scored in 1st Inning	20-4
Opponent Scores in 1st	5-3
Scoring First	27-7
Opponent Scores First	9-10
Leading After Six	32-1
Trailing After Six	3-15
Tied After Six	1-1
Leading After Seven	30-1
Trailing After Seven	3-13
Tied After Seven	2-3
Leading After Eight	31-2
Trailing After Eight	3-13
Tied After Eight	1-2

### BY STATISTICS

Hit Zero Home Runs	13-10
Hit One Home Run	13-4
Hit Two-Plus Home Runs	10-3
Opponent Hit Zero Home Runs	22-10
Opponent Hit One Home Run	11-3
Opponent Hit 2+ Home Runs	3-4
Made Zero Errors	10-5
Made One Error	17-3
Made Two-Plus Errors	9-9
Opponent Made Zero Errors	10-8
Opponent Made One Error	3-7
Opponent Made 2+ Errors	23-2
Out-Hit Opponent	26-1
Out-Hit By Opponent	5-12
Hits are Tied	5-4

### BY MONTH

In February	6-1
In March	9-9
In April	13-4
In May	8-3
In June	0-0

### BY DAY OF THE WEEK

Monday	0-0
Tuesday	5-6
Wednesday	0-1
Thursday	1-0
Friday	6-5
Saturday	13-4
Sunday	11-1

## THE HOLBROOK FILE



### Fifth season at CofC

Overall Record: 347-190 (10th Season)

CofC Record: 147-84 (Fifth Season)

- 2022 CAA Coach of the Year
- Only active head coach to have been to eight NCAA Super Regionals, made six College World Series and five national championship appearances, and won two national championships.
- Has mentored more than 100 players selected in the MLB First-Year Player Draft
- 2011 Baseball America/ABCA National Assistant Coach of the Year

- Overall record of 347-190 (.646) in 10 years
- CofC record of 147-84 (.636) in five seasons
- CAA record of 62-33 (.653) in four seasons
- 2022 CAA Coach of the Year
- Led the Cougars to the 2022 CAA Regular Season Championship
- Guided CofC to a third-place finish at the 2021 CAA Championship
- Led the Cougars to a fifth-place finish at the 2018 CAA Championship
- CofC ranked No. 68 in NCAA RPI in 2018
- Spent five seasons as the head coach at South Carolina
- Guided the Gamecocks to three NCAA Regional appearances and two Super Regional berths
- Only active head coach to have been to eight NCAA Super Regionals, made six College World Series and five national championship appearances, and won two national championships.
- Has mentored more than 100 players selected in the MLB Draft
- Mentored the 2018 CAA Defensive Player of the Year
- Coached seven All-CAA First Team selections
- Served as the associate head coach and recruiting coordinator at South Carolina for four seasons
- 2011 Baseball America/ABCA National Assistant Coach of the Year
- Coached 13 All-Americans at South Carolina
- Coached 2016 NCBWA National Freshman Pitcher of the Year
- Coached 2011 CollegeBaseballInsider.com Player of the Year
- Coached 10 Freshman All-Americans
- Coached seven All-SEC First Team selections
- Spent 15 seasons on the coaching staff at North Carolina
- Coached 19 All-Americans at North Carolina
- Coached four ACC Freshmen of the Year and one ACC Player of the Year
- Mentored 23 All-ACC First Team selections
- Played baseball at North Carolina (1990-93)
- 1993 All-ACC Second Team selection
- 1993 NCAA Central I Regional All-Tournament team
- Ranks second all-time at UNC in stolen bases (98) and third in triples (14)
- Married to Jennifer (Hilliard)
- Has two sons, Reece (19) and Cooper (17)

## HOLBROOK YEAR-BY-YEAR

Year	Team	Record	Pct.	Conf.	Record	Finish	Postseason
2022	Charleston	36-17	.679	CAA	19-5	1st	
2021	Charleston	27-25	.519	CAA	12-12	3rd S	
2020	Charleston	12-2	.857	CAA	0-0	N/A	
2019	Charleston	36-19	.655	CAA	16-8	2nd	
2018	Charleston	36-19	.655	CAA	15-8	3rd	
2017	South Carolina	35-25	.583	SEC	13-17	2nd E	
2016	South Carolina	46-18	.719	SEC	20-9	1st E	NCAA Super Regional
2015	South Carolina	32-25	.561	SEC	13-17	5th E	
2014	South Carolina	44-18	.710	SEC	18-12	2nd E	NCAA Regional
2013	South Carolina	43-20	.683	SEC	17-12	2nd E	NCAA Super Regional
<b>Total</b>	<b>10 years</b>	<b>347-190</b>	<b>.646</b>		<b>142-98</b>	<b>.592</b>	<b>3 years (10-7 - .588)</b>



## 2022 COLLEGE OF CHARLESTON BASEBALL ROSTER

NO.	NAME	POS.	HT.	WT.	YR.	B/T	HOMETOWN/PREVIOUS SCHOOL
1	Trotter Harlan	INF	5-11	175	Jr.	R/R	Fountain Inn, S.C./Hillcrest HS
2	Luke Wood	INF	6-0	190	Jr.	R/R	Fletcher, N.C./Florence-Darlington Tech
3	Joseph Mershon	INF	5-11	170	Jr.	S/R	Taylors, S.C./Eastside HS
4	JT Marr	C/1B	6-1	195	Jr.	L/R	Fort Mill, S.C./Florence-Darlington Tech
5	Tyler Sorrentino	OF	5-10	165	Fr.	L/R	West Essex, N.J./West Essex HS
6	Sam Cochrane	OF	6-0	185	Gr.	L/R	Ocala, Fla./Eckerd College
9	Cam Dean	INF	6-3	195	Sr.	R/R	Surfside Beach, S.C./Florence-Darlington Tech
10	Tanner McCallister	1B/OF	6-2	195	Sr.	R/R	Roebuck, S.C./Dorman HS
11	Cole Mathis	RHP/INF	6-1	195	Fr.	R/R	Cataula, Ga./Harris County HS
12	Caswell Smith	RHP	6-3	210	Jr.	R/R	Ball Ground, Ga./Pickens HS
13	Donald Hansis	OF	6-2	205	Sr.	L/R	Myrtle Beach, S.C./Spartanburg Methodist
14	Landon Choboy	C/OF	6-1	210	Sr.	R/R	Raleigh, N.C./Leesville Road HS
15	Noah Carter	C/OF	6-0	190	Fr.	L/R	Hamer, S.C./Lake View HS
16	Preston Hall	1B	6-1	205	RFr.	L/R	Gastonia, N.C./Myers Park HS
17	Isaiah Rainge	OF	5-10	190	Fr.	R/R	Grovetown, Ga./Grovetown HS
18	Jared Kirven	C	5-10	180	Sr.	R/R	Lexington, S.C./Lexington HS
19	William Privette	RHP	6-6	205	So.	R/R	Chapin, S.C./Chapin HS
21	Luke Vaks	RHP	6-1	190	So.	R/R	Mays Landing, N.J./Old Dominion University
23	Brooks Lucas	RHP	6-0	185	Sr.	R/R	Greenville, S.C./Greenville HS
24	Ty Good	RHP	6-2	180	Jr.	R/R	Rock Hill, S.C./South Pointe HS
25	Ryan Smith	RHP	6-0	210	Sr.	R/R	Hazard, N.Y./Florence-Darlington Tech
26	Jaxon Weatherford	1B	6-4	210	Jr.	L/L	Charleston, S.C./James Island Charter School
27	Zach Williams	LHP	6-1	190	Gr.	L/L	Marietta, Ga./Sprayberry HS
28	Connor Campbell	LHP	6-0	190	Sr.	L/L	Mason Neck, Va./Florence-Darlington Tech
30	McLendon Sears	UTIL	5-11	175	Gr.	R/R	Sumter, S.C./Wilson Hall School
31	Brandon Miller	RHP	6-0	195	Gr.	R/R	Easton, Pa./St. John's University
32	Daniel Brooks	RHP	6-7	245	Fr.	R/R	Mt. Pleasant, S.C./Bishop England HS
33	Trey Pooser	RHP	6-4	185	Jr.	R/R	Hanahan, S.C./Hanahan HS
34	Tanner Steffy	C	6-1	215	Sr.	R/R	Chapin, S.C./Chapin HS
35	Guillermo Granier	RHP	6-1	170	Jr.	R/R	Atlanta, Ga./Holy Innocents Episcopal School
36	Michael Schultz	RHP	6-2	195	So.	R/R	Vienna, Va./James Madison HS
38	Emmett Bice	RHP	6-6	200	Jr.	R/R	Claymont, Del./Archmere Academy
40	Reed Parris	RHP	6-3	185	Gr.	R/R	Kinston, N.C./University of Mount Olive
43	Will Baumhofer	INF	5-10	185	Jr.	R/R	Greenville, S.C./Greenville HS
44	Ben Wetenhall	INF	6-0	175	Sr.	R/R	Simpsonville, S.C./Chris Church Episcopal HS
45	Tyler Overholt	LHP	6-3	205	Fr.	L/L	Abbeville, S.C./Abbeville HS
46	Patrick Sanchez	INF	6-0	190	Fr.	R/R	Merrick, N.Y./Calhoun HS

**Head Coach:** #39 Chad Holbrook, Fifth Season (North Carolina, 1994)

**Associate Head Coach/Recruiting:** #8 Kevin Nichols, Fifth Season (Alabama, 1996)

**Assistant Coach/Pitching:** #20 Will Dorton, Fifth Season (CofC, 2015)

**Volunteer Assistant Coach:** #37 Danny Wondrack, Second Season (CofC, 2019)

**Director of Operations:** Samantha Gjormand (James Madison, 2021)

**Athletic Trainer:** Daniel Gonzalez (University of Central Florida, 2017)

### PRONUNCIATION GUIDE

Landon Choboy  
Guillermo Granier  
Jared Kirven

CHOH-boy  
Gron-YERR  
KERR-vin

Trey Pooser  
William Privette  
Ben Wetenhall

POOH-zurr  
Priv-itt  
WET-in-HALL





**A CHARLESTON PLAYER...**

Led off game with a homer: ..... Dupree Hart, at South Carolina, May 9, 2018  
 Hit grand slam: .....Landon Choboy, at Towson, May 19, 2022 (8th)  
 Hit two home runs: ..... JT Marr, vs. William & Mary, April 16, 2022  
 Hit three home runs: ..... Daniel Aldrich, at W. Carolina, April 27, 2012  
 Hit home run in consecutive games: .....Donald Hansis, April 1-2, 2022  
 Hit home run in three straight games: ..... Logan McRae, Feb. 18-22, 2017  
 Hit home run in four straight games:.....Bradley Jones, Feb. 27-March 2, 2016  
 Hit home run in five or more straight games: ..... Jamie Tice, May 13-21, 2008  
 Hit two home runs in one inning .....Ereven Roper, vs. Mercer, March 13, 2016 (4th)  
 Hit for Cycle: ..... Ben Lasater, at Wofford, April 1, 2007  
 Had a walk-off hit:.....Cam Dean, vs. James Madison, April 10, 2022  
 Had a walk-off home run: .....Logan McRae, vs. Hofstra, March 30, 2019  
 Reached in six or more straight PA:..... Trotter Harlan, March 22-26, 2022  
 Scored five or more runs in a game:.....Tommy Richter, vs. Delaware, March 26, 2016  
 Had five consecutive hits:.....Joey Mundy, May 11-12, 2019  
 Had six + consecutive hits:.....Tommy Richter, vs. Delaware, March 26, 2016  
 Had four hits in a game: .....Trotter Harlan, at Towson, May 19, 2022  
 Had five hits in a game: ..... Tommy Richter, at North Florida, April 5, 2017  
 Had six or more hits in a game: ..... Matt Leeds, at Wofford, April 30, 2011  
 Had five RBIs in a game: ..... Tanner McCallister, vs. Charleston Southern, May 15, 2022  
 Had six or more RBI in a game:.....Ari Sechopoulos, vs. James Madison, April 16, 2021  
 Hit three or more doubles in a game..... Joey Mundy, vs. ECU, March 8, 2017  
 Hit two or more triples in a game:.....Trotter Harlan, vs. VCU, March 10, 2020  
 Stole three bases in a game: .....Dupree Hart, at James Madison, April 6, 2019  
 Stole four bases in a game: ..... Clay McCord, vs. Towson, Feb. 27, 2007  
 Stole five bases in a game: ..... Billy Colome, vs. Appalachian State, 1999  
 Stole home: .....Ari Sechopoulos, vs. Elon, May 20, 2021 (Delayed Steal)  
 Walked three times in a game: ..... Joseph Mershon, at Towson, May 19, 2022  
 Walked four or more times in a game: .... Joseph Mershon, at James Madison, April 3, 2021  
 Had a scoreless streak of at least 10 innings:.....William Privette, 2022 (11.1)  
 Had a scoreless streak of at least 15 innings:.....Griffin McLarty, 2019 (17.2)  
 Had a scoreless streak of at least 20 innings:.....Nathan Ocker, 2018 (22.2)  
 Had a scoreless streak of more than 20 innings: .....Nathan Ocker, 2018 (22.2)  
 Threw a nine-inning no-hitter:..Zach Piccola/Brett Harker, at W. Carolina, March 14, 2004  
 Threw a nine-inning one-hitter:.....Evan Sisk/Justin Baker, at South Carolina, May 9, 2018  
 Struck out four consecutive batters: .....Nathan Ocker, at Delaware, May 16, 2019  
 Struck out five consecutive batters: .....Carter Love, vs. Kent State, March 11, 2017  
 Struck out six or more consecutive batters: Carter Love (8), vs. Kent State, March 11, 2017  
 Struck out 10 batters in a game: ..... Ty Good, at Elon, April 22, 2022  
 Struck out 11 batters in a game: ..... Ty Good, at Elon, April 22, 2022  
 Struck out 12 batters in a game:.....Evan Sisk, vs. James Madison, April 6, 2018  
 Struck out 13 batters in a game:.....Evan Sisk, vs. James Madison, April 6, 2018  
 Struck out 14 or more batters in a game:..... Taylor Clarke, vs. Radford, March 7, 2015 (18)  
 Pitched a complete-game loss: .....Bailey Ober, vs. Northeastern, May 13, 2016  
 Pitched a 9-inning complete game: ...Connor Campbell, vs. William & Mary, May 28, 2021  
 Pitched a 9-inning shutout: .....Evan Sisk, at Kansas State, March 16, 2018  
 Pitched a 9-inning shutout (road): .....Bailey Ober, at The Citadel, March 10, 2014  
 Pitched two complete games in conference season: .....  
 Pitched three or more CG in conference season: .....  
 Pitched two shutouts in conference season: .....  
 Pitched back-to-back complete games: .....  
 Pitched back-to-back shutouts .....Nick Chigges, May 25 & June 3, 2007

**A CHARLESTON TEAM...**

Hit back-to-back home runs: ..... Trotter Harlan & Luke Wood, vs. Wagner, Feb. 18, 2022 (6th)  
 Hit three straight home runs: ..... Luke Morgan, Logan McRae, Danny Wondrack, vs. LIU Brooklyn, Feb. 24, 2018  
 Hit three HR in an inning: ..... Ereven Roper (2), Morgan Phillips, March 13, 2016 (4th)  
 Hit four or more home runs in an inning .....  
 Hit three home runs in a game: .....at Charleston Southern, May 14, 2022  
 Hit four home runs in a game: .....vs. Wagner, February 18, 2022  
 Hit five home runs in a game: .....at Furman, March 21, 2018  
 Hit six home runs in a game.....at William & Mary, May 1, 2015

Hit seven home runs in a game..... vs. Furman, March 28, 2009  
 Homered in five consecutive games: ..... March 12-20, 2022 (7)  
 Homered in six consecutive games: ..... March 12-20, 2022 (7)  
 Homered in seven consecutive games: ..... March 12-20, 2022 (7)  
 Homered in eight consecutive games: .....April 3-17, 2021 (9)  
 Homered in nine consecutive games: .....April 3-17, 2021 (9)  
 Homered in 10 or more consecutive games: ..... May 3-May 21, 2008 (11)  
 Scored 15-19 runs in a game: .....vs. The Citadel, May 17, 2022 (15)  
 Scored 20-24 runs in a game: .....vs. Wagner, February 18, 2022 (20)  
 Scored 25-29 runs in a game: .....at Charleston Southern, March 24, 2010 (28)  
 Scored 30 or more runs in a game:..... vs. Quinnipiac, March 10, 2009 (30)  
 .....at Davidson, March 21, 2008 (31)  
 Scored 7 runs in an inning: .....vs. Siena, February 26, 2022 (1st)  
 Scored 8 runs in an inning: .....vs. The Citadel, May 17, 2022 (2nd)  
 Scored 9 runs in an inning: .....vs. USC Upstate, March 11, 2015 (6th)  
 Scored 10 runs in an inning: .....at The Citadel, April 20, 2010 (3rd)  
 Scored 12 runs in an inning: ..... vs. Jacksonville, March 28, 2012 (1st)  
 Scored 13 runs in an inning:.....vs. New York Tech, March 6, 2011 (4th)  
 Scored 10 or more runs in a loss: ..... at Elon, May 1, 2021 (11)  
 Scored 20 or more runs in a road game: ..... at North Florida, April 5, 2017 (20)  
 Allowed 20 or more runs in a game: ..... at #4 South Carolina, March 22, 2011 (24)  
 Overcame a deficit of four runs in a win: ..... at USC Upstate, April 19, 2021  
 Overcame a deficit of five runs in a win: ..... vs. Elon, May 21, 2021  
 Overcame a deficit of six runs in a win: ..... vs. The Citadel, May 14, 2019  
 Overcame a deficit of seven runs in a win: .....  
 Overcame a deficit of eight runs in a win: .....  
 Overcame a deficit of nine runs in a win: .....  
 Walked 10 or more times in a game: ..... at Towson, May 19, 2022  
 Had five consecutive hits: ..... vs. Elon, May 28, 2021  
 Had six consecutive hits: ..... vs. Campbell, April 2, 2004  
 Had seven or more consecutive hits:.....  
 Had eight consecutive batters reach base safely: .....vs. Hofstra, May 23, 2018  
 Had nine or more consecutive batters reach base safely: .....  
 Had four or more consecutive extra-base hits:.....  
 Had nine extra-base hits in a game:..... vs. Wagner, February 18, 2022  
 Had 10 or more extra-base hits in a game: ..... vs. Wagner, February 18, 2022  
 Had all nine starters record multiple-hit games: .....  
 Had all nine starters hit safely in a game: ..... vs. Elon, May 22, 2021  
 Had all nine starters reach safely in a game: ..... at Towson, May 19, 2022  
 Had all nine starters score a run in a game: .....vs. Towson, April 21, 2017  
 Had 10 or more batters hit safely in a game: .....vs. The Citadel, May 17, 2022  
 Had 10 or more batters reach safely in a game: ..... at Towson, May 19, 2022  
 Won a game when being out-hit five or more hits: ..... Charleston Southern, May 15, 2022  
 Won a game with fewer than four hits:..... North Carolina A&T, Feb. 20, 2021  
 Stole seven or more bases in a game without being caught: .....at JMU, April 6, 2019  
 Stole eight bases in a game:.....  
 Stole nine or more bases in a game: .....  
 Was shutout: ..... at Charlotte, Mar. 29, 2022 (9-0)  
 Was shutout at home: ..... vs. Alabama, Mar. 5, 2021 (8-0)  
 Was shutout in a CAA game: .....at Northeastern, April 19, 2019 (7-0)  
 Was shutout at home in a CAA game: ..... vs. William & Mary, May 17, 2014 (6-0)  
 Was shutout in consecutive games: .....at High Point, Mar. 4-5, 2022 (5-0, 6-0)  
 Shutout an opponent (7 innings): .....vs. Siena, February 26, 2022 (10-0)  
 Shutout an opponent (9 innings): .....at Elon, April 23, 2022 (3-0)  
 Shutout an opponent on the road (9 innings): .....at Elon, April 23, 2022 (3-0)  
 Shutout two consecutive opponents: ..... The Citadel/Wofford, 2005  
 Turned a triple play: ..... vs. UNCW, April 2, 2017 (4-3)  
 Hit into a triple play:..... vs. LIU Brooklyn, Feb. 24, 2018 (11-4)



## SINGLE-GAME RECORDS

### **INDIVIDUAL BATTING AND BASE RUNNING**

At Bats	10	Nick Pappas vs. William & Mary, 2014
	10	Brandon Glazer vs. William & Mary, 2014
Runs	6	Joey Bergman vs. Quinnipiac, 2009
Hits	6	Oliver Marmol at Georgia Southern, 2007
	6	Matt Leeds at Wofford, 2011
Doubles	3	(15x) Last: Joey Mundy vs. East Carolina, 2017
Triples	2	(7x) Last: Trotter Harlan vs. VCU, 2020
Home Runs	3	(6x) Last: Daniel Aldrich at W. Carolina, 2012
Grand Slams	1	(52x) Last: Ari Sechopoulos vs. Elon, 2021
Total Bases	14	Matt Leeds vs. USC Upstate, 2010
RBI	9	Brandon Murray at Davidson, 2013
Walks	5	Brett Spivey vs. New York Tech, 2000
	5	Kris Conrad vs. Wofford, 2000
	5	Michael Kohn at Wofford, 2007
Stolen Bases	5	Billy Colome vs. Appalachian St., 1999
	5	Billy Colome at The Citadel, 1999
Strikeouts	4	Multiple Times
Hit By Pitch	4	Josh Edgeworth vs. Wofford, 2000
Sacrifice Hits	3	Ryan Welke vs. William & Mary, 2014
Sacrifice Flies	2	(16x) Last: Tanner Steffy at UNCW, 2021
Consecutive Hits	9	Monte Lee, 1997
Consecutive PA On Base	9	Monte Lee, 1997
Hit Streak	29	Billy Colome, 1999

### **INDIVIDUAL PITCHING**

Innings	10	Eric Bauer vs. William & Mary, 2014
	10	Austin Alexander at Southeastern Louisiana, 1996
Longest Relief	10	Eric Bauer vs. William & Mary, 2014
Most Pitchers	9	at South Carolina, 1992
Earned Runs	12	Bruce Price at South Carolina, 1998
	12	Nick Chigges vs. Wofford, 2007
Runs	13	Jesse Simpson at Elon, 2009
Walks	11	Robbie Thomas at Stetson, 1992
	11	Robbie Thomas at FIU, 1992
Strikeouts	18	Taylor Clarke vs. Radford, 2015
Hits	15	Jesse Simpson at Elon, 2009
Hit Batters	4	(7x) Last: Taylor Clarke vs. Marist, 2014
Wild Pitches	6	Jason Gilfillan at Mercer, 1996

### **TEAM BATTING AND BASE RUNNING**

At Bats	79	vs. William & Mary (23 inn.), 2014
Plate Appearances	88	vs. William & Mary (23 inn.), 2014
Runs	31	at Davidson, 2008
Winning Margin	23	Howard (3) at CofC (26), 2002
Win Margin/Shutout	20	CofC (20) at Appalachian St., 2004
Hits	30	vs. Quinnipiac, 2009
Consecutive Hits	6	vs. Campbell, 2004
Consecutive Reached	10	vs. Jacksonville, 2012
	10	vs. Boston College, 2000
Doubles	10	vs. Ball State, 2011
Triples	4	vs. Howard, 2002
Home Runs	9	vs. Furman, 2009
Total Bases	65	vs. Furman, 2009
Walks	15	vs. Howard, 2002
Stolen Bases	10	vs. UNC Asheville, 2000
	10	vs. Detroit, 2001
Sacrifice Hits	6	vs. Georgia Southern, 2004
Sacrifice Flies	6	vs. Quinnipiac, 2009

### **TEAM PITCHING**

Runs	26	vs. UT San Antonio, 2008
Earned Runs	23	at Elon, 2009
Strikeouts	18, 3x	Last vs. Siena, 2022
Hit Batters	6	vs. New York Tech, 2000
Wild Pitches	8	at Western Carolina, 2010

### **TEAM FIELDING**

Putouts	69	vs. William & Mary, 2014
Assists	26	vs. Notre Dame, 2006
Errors	7	vs. Newberry, 1991
	7	at Maryland, 2002
	7	vs. Towson, 2007
Double Plays	5	vs. Brown, 1998

### **MISCELLANEOUS**

Longest Game, Innings	23	vs. William & Mary, 2014
Longest Game, Time (9 inn.)	5:10	at Florida, 2002
Longest Game, Time (Extra)	6:03	vs. William & Mary, 2014
Shortest Game, Innings	5	vs. Central Florida, 1994
	5	vs. UNC Asheville, 2002
Shortest Game, Time (7 inn.)	1:13	at Campbell, 1996
Shortest Game, Time (9 inn.)	1:48	at South Carolina, 2000
Longest Winning Streak	15	3/12/2004-4/9/2004
Longest Losing Streak	11	3/10/1995-3/26/1995
Consecutive Games	116	2/9/1997-2/20/1999
		w/o being shutout



2022 COLLEGE OF CHARLESTON OVERALL STATISTICS

Record: 36-17 Home: 25-5 Away: 10-12 Neutral: 1-0 CAA: 19-5

Player	avg	gp-gs	ab	r	h	2b	3b	hr	rbi	tb	slg%	bb	hp	so	gdp	ob%	sf	sh	sb-att	po	a	e	fld%	
4 Marr, JT	.310	53-53	213	38	66	9	4	7	40	104	.488	15	3	34	6	.359	3	0	12-12	368	29	2	.995	
6 Cochrane, Sam	.304	48-48	161	37	49	10	4	2	36	73	.453	26	2	25	2	.399	4	6	10-16	102	2	3	.972	
9 Dean, Cam	.304	52-50	168	35	51	11	1	1	27	67	.399	18	7	33	2	.386	4	3	2-5	77	116	17	.919	
1 Harlan, Trotter	.299	52-52	187	34	56	14	0	7	44	91	.487	36	3	42	1	.413	4	3	17-19	77	40	7	.944	
5 Sorrentino, Tyler	.292	53-52	202	45	59	8	4	1	31	78	.386	31	4	47	0	.395	1	4	13-15	122	5	2	.984	
3 Mershon, Joseph	.289	46-46	149	43	43	4	2	4	26	63	.423	35	12	27	1	.455	2	1	10-14	73	87	8	.952	
-----																								
29 Lobeck, Matt	.333	3-0	3	0	1	1	0	0	1	2	.667	0	0	0	0	.333	0	1	0-0	1	0	0	1.000	
18 Kirven, Jared	.306	22-16	62	12	19	6	0	1	9	28	.452	2	3	10	1	.353	1	1	1-2	151	4	2	.987	
14 Choboy, Landon	.290	34-25	100	16	29	5	0	3	19	43	.430	12	0	17	3	.360	2	0	2-4	35	1	0	1.000	
26 Weatherford, Jaxon	.286	6-0	7	0	2	0	0	0	2	2	.286	0	0	3	0	.286	0	0	0-0	4	2	0	1.000	
43 Baumhofer, Will	.286	8-0	7	3	2	0	0	1	2	5	.714	3	0	1	0	.500	0	0	0-0	2	0	2	.500	
2 Wood, Luke	.276	42-41	134	26	37	3	0	6	21	58	.433	19	4	32	1	.382	0	1	8-13	19	57	10	.884	
10 McCallister, Tanner	.250	26-12	60	13	15	6	0	2	14	27	.450	6	1	23	1	.324	1	2	3-4	99	6	2	.981	
30 Sears, McLendon	.250	25-2	16	7	4	3	0	0	2	7	.438	3	0	6	0	.368	0	3	0-1	10	4	3	.824	
16 Hall, Preston	.232	37-33	112	17	26	4	0	6	20	48	.429	13	1	16	1	.315	1	0	0-1	212	6	2	.991	
46 Sanchez, Patrick	.229	23-7	35	7	8	2	0	1	4	13	.371	7	1	14	1	.372	0	1	1-1	5	16	0	1.000	
13 Hansis, Donald	.213	32-21	75	16	16	4	0	6	15	38	.507	9	0	24	0	.298	0	1	0-2	12	1	4	.765	
34 Steffy, Tanner	.211	20-13	57	6	12	3	1	0	10	17	.298	4	0	11	2	.250	3	0	1-2	0	0	0	.000	
11 Mathis, Cole	.188	7-4	16	4	3	1	0	1	4	7	.438	3	0	5	1	.316	0	0	0-0	5	9	0	1.000	
7 Hopkins, Brody	.154	18-2	13	6	2	0	0	0	0	2	.154	1	0	4	0	.214	0	0	3-3	4	0	0	1.000	
41 Belser, Sajon	.000	5-0	2	1	0	0	0	0	0	0	.000	0	0	1	0	.000	0	0	0-0	0	0	0	.000	
44 Wetenhall, Ben	.000	3-0	2	1	0	0	0	0	0	0	.000	1	1	0	0	.500	0	0	0-0	0	2	0	1.000	
Totals	.281	53	1781	367	500	94	16	49	325	773	.434	244	42	375	23	.376	26	27	83-114	1396	443	67	.965	
Opponents	.245	53	1791	260	438	58	9	28	228	598	.334	190	51	455	19	.332	12	18	35-50	1358	484	86	.955	

LOB - Team (397), Opp (406). DPs turned - Team (30), Opp (32). CI - Team (0), Opp (2). IBB - Team (1), Marr, J. 1, Opp (5).  
 Picked off - Sorrentino, T 1, Sears, M. 1, Harlan, T. 1, Cochrane, S. 1.

(All games Sorted by Earned run avg)

Player	era	w-l	app	gs	cg	sho	sv	ip	h	r	er	bb	so	2b	3b	hr	b/avg	wp	hp	bks	sfa	sha		
19 Privette, William	0.95	3-1	23	0	0	0/2	12	57.0	31	14	6	15	77	5	0	3	.153	0	3	0	0	3		
24 Good, Ty	3.43	10-4	16	14	0	0/0	0	78.2	55	38	30	33	83	4	3	6	.199	7	14	1	0	4		
33 Pooser, Trey	4.28	4-2	17	9	0	0/1	0	54.2	63	34	26	22	44	9	1	5	.281	3	6	0	1	2		
-----																								
7 Hopkins, Brody	0.00	0-0	1	0	0	0/0	0	2.0	0	0	0	1	2	0	0	0	.000	1	0	0	0	0		
38 Bice, Emmett	2.30	3-0	11	4	0	0/1	0	31.1	27	13	8	15	31	6	1	1	.216	2	4	1	0	1		
40 Parris, Reed	2.40	6-0	24	2	0	0/2	0	45.0	37	16	12	9	45	3	1	1	.219	4	2	0	4	0		
31 Miller, Brandon	3.24	1-0	9	0	0	0/0	0	8.1	10	4	3	4	11	1	0	0	.286	3	3	0	0	0		
28 Campbell, Connor	3.49	3-0	10	10	0	0/1	0	49.0	50	22	19	13	35	8	0	2	.267	3	0	0	2	3		
11 Mathis, Cole	4.32	2-2	18	0	0	0/0	2	33.1	36	18	16	10	36	9	0	4	.279	5	3	0	0	2		
32 Brooks, Daniel	4.87	2-2	12	10	0	0/2	0	44.1	36	25	24	24	55	5	2	5	.221	3	8	0	0	0		
23 Lucas, Brooks	5.48	1-1	12	0	0	0/0	0	23.0	31	16	14	11	8	1	1	0	.316	1	1	0	1	1		
36 Schultz, Michael	8.10	0-1	4	0	0	0/0	1	3.1	5	4	3	3	2	1	0	0	.333	4	0	0	0	0		
25 Smith, Ryan	8.25	0-2	8	0	0	0/0	0	12.0	17	14	11	6	5	3	0	0	.327	3	0	0	2	0		
21 Vaks, Luke	9.00	0-0	4	0	0	0/0	0	3.0	5	3	3	3	4	1	0	0	.333	2	1	0	0	0		
27 Williams, Zach	10.43	0-1	12	3	0	0/0	0	14.2	22	21	17	16	14	1	0	1	.338	0	1	0	0	2		
12 Smith, Caswell	27.00	1-1	6	1	0	0/0	0	4.1	9	14	13	4	2	1	0	0	.450	0	5	0	2	0		
35 Granier, Guillermo	27.00	0-0	2	0	0	0/1	0	1.1	4	4	4	1	1	0	0	0	.500	1	0	0	0	0		
Totals	4.04	36-17	53	53	0	4/4	15	465.1	438	260	209	190	455	58	9	28	.245	42	51	2	12	18		
Opponents	5.98	17-36	53	53	0	3/3	9	452.2	500	367	301	244	375	94	16	49	.281	53	42	3	26	27		

PB - Team (5), Marr, J. 2, Choboy, L. 2, Kirven, J. 1, Opp (13). Pickoffs - Team (2), Campbell, C. 2, Opp (4). SBA/ATT - Marr, J. (22-32), Brooks, D. (6-10), Kirven, J. (7-9), Campbell, C. (6-9), Good, T. (3-6), Choboy, L. (4-4), Lucas, B. (2-4), Parris, R. (2-3), Miller, B. (3-3), Smith, R. (3-3), Smith, C. (2-2), Bice, E. (2-2), Privette, W. (1-2), Schultz, M. (1-1), Granier, G. (1-1), Pooser, T. (1-1), Vaks, L. (1-1), Mathis, C. (0-1).



2022 COLLEGE OF CHARLESTON CAA STATISTICS

Record: 19-5 Home: 12-0 Away: 7-5 CAA: 19-5

Player	avg	gp-gs	ab	r	h	2b	3b	hr	rbi	tb	slg%	bb	hp	so	gdp	ob%	sf	sh	sb-att	po	a	e	fld%	
5 Sorrentino, Tyler	.330	24-24	97	23	32	3	2	0	19	39	.402	13	2	20	0	.416	1	3	6-6	59	3	1	.984	
9 Dean, Cam	.329	24-24	82	22	27	7	0	0	13	34	.415	13	4	19	1	.436	2	1	0-1	43	60	7	.936	
1 Harlan, Trotter	.311	23-23	90	16	28	6	0	5	27	49	.544	11	2	21	1	.387	3	1	4-5	39	1	0	1.000	
6 Cochrane, Sam	.310	24-24	87	19	27	5	3	1	23	41	.471	14	1	10	0	.400	3	4	3-7	55	2	2	.966	
3 Mershon, Joseph	.297	24-24	74	24	22	1	2	1	10	30	.405	23	7	10	0	.500	0	0	6-8	42	44	1	.989	
4 Marr, JT	.228	24-24	101	15	23	4	1	4	19	41	.406	6	1	16	6	.270	3	0	4-4	171	14	1	.995	
-----																								
18 Kirven, Jared	.370	8-7	27	6	10	3	0	1	5	16	.593	1	2	4	0	.433	0	1	0-1	57	2	0	1.000	
14 Choboy, Landon	.355	11-8	31	5	11	2	0	1	10	16	.516	4	0	4	3	.405	2	0	1-1	5	0	0	1.000	
11 Mathis, Cole	.333	3-2	9	1	3	1	0	1	3	7	.778	0	0	3	0	.333	0	0	0-0	2	8	0	1.000	
2 Wood, Luke	.328	17-17	61	12	20	1	0	3	8	30	.492	7	0	10	0	.397	0	0	3-5	9	23	3	.914	
10 McCallister, Tanner	.310	11-7	29	7	9	3	0	1	4	15	.517	3	1	11	1	.382	1	1	0-1	65	3	1	.986	
46 Sanchez, Patrick	.208	14-6	24	4	5	2	0	0	2	7	.292	6	0	13	1	.367	0	1	1-1	1	10	0	1.000	
34 Steffy, Tanner	.200	5-1	10	0	2	2	0	0	2	4	.400	0	0	2	0	.182	1	0	0-0	0	0	0	.000	
16 Hall, Preston	.182	13-12	44	6	8	0	0	2	5	14	.318	3	1	8	0	.250	0	0	0-0	77	2	1	.988	
13 Hansis, Donald	.139	14-12	36	7	5	1	0	3	6	15	.417	6	0	11	0	.262	0	1	0-2	2	0	1	.667	
30 Sears, McLendon	.000	11-1	5	5	0	0	0	0	0	0	.000	0	0	1	0	.000	0	2	0-1	1	3	2	.667	
26 Weatherford, Jaxon	.000	2-0	2	0	0	0	0	0	0	0	.000	0	0	2	0	.000	0	0	0-0	0	0	0	.000	
43 Baumhofer, Will	.000	2-0	1	1	0	0	0	0	0	0	.000	1	0	0	0	.500	0	0	0-0	0	0	0	.000	
7 Hopkins, Brody	.000	7-0	0	2	0	0	0	0	0	0	.000	0	0	0	0	.000	0	0	2-2	1	0	0	1.000	
Totals	.286	24	810	175	232	41	8	23	156	358	.442	111	21	165	13	.380	16	15	30-45	636	204	22	.974	
Opponents	.224	24	782	91	175	28	5	15	85	258	.330	76	21	191	11	.308	5	10	8-16	617	222	46	.948	

LOB - Team (181), Opp (167). DPs turned - Team (18), Opp (16). IBB - Team (1), Marr, J. 1, Opp (2).

(CAA games only Sorted by Earned run avg)

Player	era	w-l	app	gs	cg	sho	sv	ip	h	r	er	bb	so	2b	3b	hr	b/avg	wp	hp	bk	sfa	sha
19 Privette, William	1.19	2-1	12	0	0	0/2	7	30.1	15	9	4	7	38	3	0	3	.143	0	2	0	0	3
24 Good, Ty	3.83	6-2	8	8	0	0/0	0	47.0	34	23	20	17	44	3	3	3	.204	1	6	1	0	2
33 Pooser, Trey	4.34	2-1	8	3	0	0/1	0	29.0	31	17	14	13	20	5	1	3	.267	2	5	0	1	1
-----																						
23 Lucas, Brooks	0.00	0-0	2	0	0	0/0	0	3.2	1	0	0	3	2	0	0	0	.091	0	0	0	0	0
12 Smith, Caswell	0.00	1-0	1	0	0	0/0	0	1.0	2	0	0	0	0	0	0	0	.400	0	1	0	0	0
27 Williams, Zach	0.00	0-0	1	0	0	0/0	0	0.1	0	0	0	0	0	0	0	0	.000	0	0	0	0	0
38 Bice, Emmett	0.98	3-0	4	3	0	0/1	0	18.1	12	2	2	6	12	2	0	1	.179	0	0	1	0	1
40 Parris, Reed	2.55	2-0	12	0	0	0/2	0	17.2	13	6	5	4	17	2	1	1	.203	4	1	0	3	0
11 Mathis, Cole	2.95	1-1	8	0	0	0/0	1	18.1	18	7	6	3	15	5	0	2	.269	3	0	0	0	2
31 Miller, Brandon	3.38	1-0	4	0	0	0/0	0	2.2	4	1	1	3	4	1	0	0	.333	1	1	0	0	0
28 Campbell, Connor	4.56	0-0	5	5	0	0/0	0	23.2	28	14	12	7	14	5	0	0	.298	1	0	0	1	1
32 Brooks, Daniel	5.40	1-0	6	5	0	0/2	0	20.0	17	12	12	13	25	2	0	2	.233	1	5	0	0	0
Totals	3.23	19-5	24	24	0	3/3	8	212.0	175	91	76	76	191	28	5	15	.224	13	21	2	5	10
Opponents	6.08	5-19	24	24	0	0/0	2	205.2	232	175	139	111	165	41	8	23	.286	23	21	1	16	15

PB - Team (0), Opp (6). Pickoffs - Team (1), Campbell, C. 1. SBA/ATT - Marr, J. (3-8), Campbell, C. (3-5), Good, T. (2-4), Brooks, D. (0-3), Kirven, J. (2-3), Miller, B. (1-1), Mathis, C. (0-1), Parris, R. (1-1), Choboy, L. (1-1).



2022 COLLEGE OF CHARLESTON LAST FIVE GAMES

Record: 3-2 Home: 2-0 Away: 1-2 CAA: 1-2

Player	avg	gp-gs	ab	r	h	2b	3b	hr	rbi	tb	slg%	bb	hp	so	gdp	ob%	sf	sh	sb-att	po	a	e	fld%
6 Cochrane, Sam	.400	5-5	15	5	6	1	0	1	7	10	.667	6	0	3	0	.545	1	1	0-0	10	0	0	1.000
3 Mershon, Joseph	.357	5-5	14	4	5	1	1	0	7	8	.571	7	2	2	0	.609	0	0	1-2	7	8	1	.938
1 Harlan, Trotter	.350	5-5	20	3	7	0	0	2	6	13	.650	2	1	4	0	.435	0	1	0-0	5	2	0	1.000
2 Wood, Luke	.333	5-5	15	5	5	0	0	1	2	8	.533	5	1	5	0	.524	0	0	0-2	5	6	0	1.000
9 Dean, Cam	.300	4-4	10	5	3	1	0	0	2	4	.400	4	2	1	0	.529	1	0	0-1	11	14	3	.893
5 Sorrentino, Tyler	.190	5-5	21	6	4	0	0	0	1	4	.190	4	1	8	0	.346	0	1	0-0	7	0	0	1.000
4 Marr, JT	.100	5-5	20	4	2	0	1	0	0	4	.200	4	1	1	3	.280	0	0	0-0	34	2	0	1.000
-----																							
18 Kirven, Jared	.462	4-3	13	2	6	3	0	0	2	9	.692	0	1	1	0	.500	0	0	0-0	24	2	0	1.000
43 Baumhofer, Will	.333	3-0	3	0	1	0	0	0	1	1	.333	0	0	1	0	.333	0	0	0-0	2	0	1	.667
10 McCallister, Tanner	.273	3-3	11	3	3	2	0	0	8	5	.455	2	0	5	0	.385	0	0	1-1	21	1	1	.957
13 Hansis, Donald	.250	3-1	4	4	1	0	0	1	2	4	1.000	2	0	1	0	.500	0	1	0-0	0	0	0	.000
14 Choboy, Landon	.167	5-3	12	3	2	1	0	1	4	6	.500	2	0	2	1	.286	0	0	0-0	2	0	0	1.000
11 Mathis, Cole	.000	1-1	2	3	0	0	0	0	0	0	.000	3	0	0	0	.600	0	0	0-0	1	1	0	1.000
46 Sanchez, Patrick	.000	4-0	2	1	0	0	0	0	0	0	.000	1	0	1	0	.333	0	0	0-0	0	1	0	1.000
16 Hall, Preston	.000	1-0	1	0	0	0	0	0	0	0	.000	0	0	1	0	.000	0	0	0-0	1	0	0	1.000
44 Wetenhall, Ben	.000	1-0	0	0	0	0	0	0	0	0	.000	0	1	0	0	1.000	0	0	0-0	0	1	0	1.000
30 Sears, McLendon	.000	2-0	0	1	0	0	0	0	0	0	.000	1	0	0	0	1.000	0	0	0-0	0	0	0	.000
34 Steffy, Tanner	.000	1-0	0	0	0	0	0	0	0	0	.000	0	0	0	0	.000	0	0	0-0	0	0	0	.000
Totals	.276	5	163	49	45	9	2	6	42	76	.466	43	10	36	4	.450	2	4	2-6	131	42	6	.966
Opponents	.285	5	172	32	49	8	0	5	29	72	.419	20	4	44	3	.371	1	3	4-6	129	48	12	.937

LOB - Team (45), Opp (37). DPs turned - Team (4), Opp (5). CI - Team (0), Opp (1).

(Last 5 Sorted by Earned run avg)

Player	era	w-l	app	gs	cg	sho	sv	ip	h	r	er	bb	so	2b	3b	hr	b/avg	wp	hp	bks	sfa	sha
40 Parris, Reed	0.00	1-0	1	1	0	0/0	0	6.0	3	1	0	0	6	0	0	0	.136	0	0	0	0	0
19 Privette, William	3.38	0-1	2	0	0	0/0	0	5.1	2	2	2	0	7	0	0	2	.125	0	1	0	0	1
24 Good, Ty	3.86	1-0	1	1	0	0/0	0	7.0	5	3	3	4	9	1	0	0	.217	0	0	0	0	1
38 Bice, Emmett	3.86	0-0	2	2	0	0/0	0	7.0	7	3	3	3	7	2	0	0	.250	1	1	0	0	0
33 Pooser, Trey	7.50	0-1	1	1	0	0/0	0	6.0	8	5	5	2	5	3	0	1	.320	0	0	0	0	1
-----																						
23 Lucas, Brooks	0.00	1-0	2	0	0	0/0	0	3.0	5	1	0	2	0	0	0	0	.357	0	0	0	0	0
31 Miller, Brandon	0.00	0-0	2	0	0	0/0	0	2.0	3	1	0	2	4	0	0	0	.333	0	0	0	0	0
11 Mathis, Cole	4.50	0-0	2	0	0	0/0	0	2.0	3	1	1	1	1	1	0	0	.375	0	0	0	0	0
32 Brooks, Daniel	12.00	0-0	2	0	0	0/0	0	3.0	2	4	4	4	2	0	0	1	.200	0	1	0	0	0
25 Smith, Ryan	13.50	0-0	2	0	0	0/0	0	2.0	4	3	3	2	3	1	0	0	.444	2	0	0	1	0
27 Williams, Zach	99.00	0-0	1	0	0	0/0	0	0.1	4	4	4	0	0	0	0	1	.800	0	0	0	0	0
12 Smith, Caswell	99.00	0-0	1	0	0	0/0	0	0.0	3	4	4	0	0	0	0	0	1.000	0	1	0	0	0
Totals	5.98	3-2	5	5	0	0/0	0	43.2	49	32	29	20	44	8	0	5	.285	3	4	0	1	3
Opponents	9.42	2-3	5	5	0	0/0	0	43.0	45	49	45	43	36	9	2	6	.276	7	10	0	2	4

PB - Team (0), Opp (3). SBA/ATT - Marr, J. (3-4), Brooks, D. (1-2), Good, T. (0-1), Bice, E. (1-1), Kirven, J. (0-1), Miller, B. (1-1).





2022 COLLEGE OF CHARLESTON GAMES SUMMARY

Score by innings	1	2	3	4	5	6	7	8	9	EX	Total
Charleston	50	37	38	26	38	62	45	48	22	1	367
Opponents	9	31	31	34	35	34	35	18	33	0	260

**Record when ...**

Overall	36-17	After 6 leading	32-1
Conference	19-5	..... trailing	3-15
Non-Conference	17-12	..... tied	1-1
Home games	25-5	After 7 leading	30-1
Away games	10-12	..... trailing	3-13
Neutral site	1-0	..... tied	2-3
Day games	29-13	After 8 leading	31-2
Night games	7-4	..... trailing	3-13
vs Left starter	6-4	..... tied	1-2
vs Right starter	30-13		
1-Run games	7-6	Hit 0 home runs	13-10
2-Run games	4-2	... 1 home run	13-4
5+Run games	17-7	... 2+ home runs	10-3
Extra innings	1-0		
Shutouts	4-3	Opponent 0 home runs	22-10
		..... 1 home run	11-3
Scoring 0-2 runs	0-7	..... 2+ HRs	3-4
..... 3-5 runs	6-5		
..... 6-9 runs	16-5	Made 0 errors	10-5
..... 10+ runs	14-0	.... 1 error	17-3
		.... 2+ errors	9-9
Opponent 0-2 runs	12-1		
..... 3-5 runs	16-5	Opp. made 0 errors	10-8
..... 6-9 runs	8-9	..... 1 error	3-7
..... 10+ runs	0-2	..... 2+ errors	23-2
Scored in 1st inning	20-4	Out-hit opponent	26-1
Opp. scored in 1st	5-3	Out-hit by opponent	5-12
Scores first	27-7	Hits are tied	5-4
Opp. scores first	9-10		

**Record when team scores:**

Runs	0	1	2	3	4	5	6	7	8	9	10+
W-L	0-3	0-3	0-1	3-2	3-1	0-2	2-4	9-1	3-0	2-0	14-0

**Record when opponent scores:**

Runs	0	1	2	3	4	5	6	7	8	9	10+
W-L	4-0	3-0	5-1	9-1	1-2	6-2	2-1	1-3	1-4	4-1	0-2

**Record when leading after:**

Inn.	1	2	3	4	5	6	7	8
W-L	19-3	21-4	27-2	28-2	28-1	32-1	30-1	31-2

**Record when trailing after:**

Inn.	1	2	3	4	5	6	7	8
W-L	3-1	4-5	2-10	4-14	6-14	3-15	3-13	3-13

**Record when tied after:**

Inn.	1	2	3	4	5	6	7	8
W-L	14-13	11-8	7-5	4-1	2-2	1-1	2-3	1-2

Current losing streak: 2  
 Longest winning streak: 7  
 Longest losing streak: 5



<b>Multiple Hit Games</b>	<b>2</b>	<b>3</b>	<b>4</b>	<b>5+</b>	<b>Total</b>
5 Sorrentino, Tyler	17	3	-	-	20
4 Marr, JT	12	4	1	-	17
1 Harlan, Trotter	11	3	1	-	15
6 Cochrane, Sam	9	4	-	-	13
3 Mershon, Joseph	9	4	-	-	13
9 Dean, Cam	8	2	1	-	11
2 Wood, Luke	7	2	-	-	9
16 Hall, Preston	5	2	-	-	7
14 Choboy, Landon	5	1	1	-	7
18 Kirven, Jared	4	2	-	-	6
13 Hansis, Donald	3	1	-	-	4
10 McCallister, Tanner	2	-	1	-	3
34 Steffy, Tanner	2	1	-	-	3
46 Sanchez, Patrick	2	-	-	-	2
<b>TEAM</b>	<b>96</b>	<b>29</b>	<b>5</b>	<b>0</b>	<b>130</b>

<b>Multiple RBI Games</b>	<b>2</b>	<b>3</b>	<b>4</b>	<b>5+</b>	<b>Total</b>
1 Harlan, Trotter	7	5	1	-	13
4 Marr, JT	8	1	2	-	11
6 Cochrane, Sam	6	2	1	-	9
5 Sorrentino, Tyler	4	-	2	-	6
13 Hansis, Donald	4	1	-	-	5
9 Dean, Cam	4	-	1	-	5
2 Wood, Luke	3	1	1	-	5
14 Choboy, Landon	2	2	1	-	5
16 Hall, Preston	1	1	1	-	3
18 Kirven, Jared	2	-	1	-	3
3 Mershon, Joseph	1	1	1	-	3
10 McCallister, Tanner	1	1	-	1	3
34 Steffy, Tanner	-	1	-	-	1
11 Mathis, Cole	1	-	-	-	1
46 Sanchez, Patrick	1	-	-	-	1
<b>TEAM</b>	<b>45</b>	<b>16</b>	<b>12</b>	<b>1</b>	<b>74</b>

<b>Hitting Streaks</b>	<b>Longest</b>	<b>Current</b>
4 Marr, JT	9	-
14 Choboy, Landon	9	-
6 Cochrane, Sam	9	-
5 Sorrentino, Tyler	9	-
9 Dean, Cam	7	-
18 Kirven, Jared	7	7
1 Harlan, Trotter	6	-
2 Wood, Luke	6	4
3 Mershon, Joseph	5	1
16 Hall, Preston	4	-
11 Mathis, Cole	3	-
46 Sanchez, Patrick	3	-
43 Baumhofer, Will	2	-
30 Sears, McLendon	2	-
7 Hopkins, Brody	2	-
10 McCallister, Tanner	2	-
13 Hansis, Donald	2	-
34 Steffy, Tanner	2	-
26 Weatherford, Jaxon	1	-
29 Lobeck, Matt	1	1

<b>Reached Base Streaks</b>	<b>Longest</b>	<b>Current</b>
4 Marr, JT	24	-
5 Sorrentino, Tyler	23	23
3 Mershon, Joseph	19	19
1 Harlan, Trotter	18	18
6 Cochrane, Sam	15	1
9 Dean, Cam	12	5
2 Wood, Luke	10	9
14 Choboy, Landon	9	1
18 Kirven, Jared	7	7
10 McCallister, Tanner	6	6
30 Sears, McLendon	5	1
16 Hall, Preston	5	-
46 Sanchez, Patrick	5	1
13 Hansis, Donald	4	3
43 Baumhofer, Will	3	-
11 Mathis, Cole	3	1
7 Hopkins, Brody	2	-
34 Steffy, Tanner	2	-
26 Weatherford, Jaxon	1	-
29 Lobeck, Matt	1	1
44 Wetenhall, Ben	1	1

2022 COLLEGE OF CHARLESTON MISCELLANEOUS STATISTICS

Player	GS	Position											Batting Order																											
		p	c	1b	2b	3b	ss	lf	cf	rf	of	dh	1st	2nd	3rd	4th	5th	6th	7th	8th	9th																			
4 Marr, JT	53	.	35	12	.	.	.	.	.	.	.	.	.	.	.	.	.	.	.	.	6	.	.	15	38	.	.	.	.	.	.	.	.	.	.	.	.			
5 Sorrentino, Tyl	52	.	.	.	.	.	.	.	52	.	.	.	.	.	.	.	.	.	.	.	.	.	51	.	.	.	.	.	.	.	.	.	.	.	.	.	.	1		
1 Harlan, Trotter	52	.	.	.	11	4	3	28	.	2	.	.	.	.	.	.	.	.	.	.	.	.	.	14	34	.	4	.	.	.	.	.	.	.	.	.	.			
9 Dean, Cam	50	.	.	.	.	.	50	.	.	.	.	.	.	.	.	.	.	.	.	.	.	.	.	.	.	.	.	.	.	.	.	.	.	8	27	15	.	.		
6 Cochrane, Sam	48	.	.	.	.	.	.	.	1	47	.	.	.	.	.	.	.	.	.	.	.	.	.	1	21	.	.	.	.	.	.	.	.	1	.	25	.	.		
3 Mershon, Josep	46	.	.	.	42	4	.	.	.	.	.	.	.	.	.	.	.	.	.	.	.	.	1	18	.	.	3	10	6	.	.	.	.	.	.	.	8	.		
2 Wood, Luke	41	.	.	.	.	37	.	.	.	.	.	.	.	.	.	.	.	.	.	.	.	.	.	.	.	3	4	15	16	3	.	.	.	.	.	.	.			
16 Hall, Preston	33	.	.	31	.	.	.	.	.	.	.	.	.	.	.	.	.	.	.	.	.	.	.	.	.	6	17	3	5	2	.	.	.	.	.	.	.	.		
14 Choboy, Lando	25	.	2	.	.	.	.	16	.	.	.	.	.	.	.	.	.	.	.	.	.	.	.	.	3	10	5	5	2	.	.	.	.	.	.	.	.	.		
13 Hansis, Donald	21	.	.	.	.	.	.	8	.	.	.	.	.	.	.	.	.	.	.	.	.	.	.	.	.	.	7	12	2	.	.	.	.	.	.	.	.	.		
18 Kirven, Jared	16	.	16	.	.	.	.	.	.	.	.	.	.	.	.	.	.	.	.	.	.	.	.	.	.	.	.	.	3	3	10	.	.	.	.	.	.	.		
24 Good, Ty	14	14	.	.	.	.	.	.	.	.	.	.	.	.	.	.	.	.	.	.	.	.	.	.	.	.	.	.	.	.	.	.	.	.	.	.	.	.	.	
34 Steffy, Tanner	13	.	.	.	.	.	.	.	.	.	.	.	.	.	.	.	.	.	.	.	.	.	.	.	.	4	3	5	1	.	.	.	.	.	.	.	.	.	.	
10 McCallister, Ta	12	.	.	10	.	.	.	.	.	2	.	.	.	.	.	.	.	.	.	.	.	.	.	.	.	.	1	3	3	5	.	.	.	.	.	.	.	.	.	
28 Campbell, Con	10	10	.	.	.	.	.	.	.	.	.	.	.	.	.	.	.	.	.	.	.	.	.	.	.	.	.	.	.	.	.	.	.	.	.	.	.	.	.	
32 Brooks, Daniel	10	10	.	.	.	.	.	.	.	.	.	.	.	.	.	.	.	.	.	.	.	.	.	.	.	.	.	.	.	.	.	.	.	.	.	.	.	.	.	
33 Pooser, Trey	9	9	.	.	.	.	.	.	.	.	.	.	.	.	.	.	.	.	.	.	.	.	.	.	.	.	.	.	.	.	.	.	.	.	.	.	.	.	.	
46 Sanchez, Patric	7	.	.	.	.	7	.	.	.	.	.	.	.	.	.	.	.	.	.	.	.	.	.	.	.	.	.	.	.	.	.	.	.	.	.	3	3	1	.	.
38 Bice, Emmett	4	4	.	.	.	.	.	.	.	.	.	.	.	.	.	.	.	.	.	.	.	.	.	.	.	.	.	.	.	.	.	.	.	.	.	.	.	.	.	
11 Mathis, Cole	4	.	.	.	.	.	.	.	.	.	.	.	.	.	.	.	.	.	.	.	.	.	.	.	.	.	.	2	1	1	.	.	.	.	.	.	.	.	.	
27 Williams, Zach	3	3	.	.	.	.	.	.	.	.	.	.	.	.	.	.	.	.	.	.	.	.	.	.	.	.	.	.	.	.	.	.	.	.	.	.	.	.	.	
7 Hopkins, Brody	2	.	.	.	.	.	.	.	.	2	.	.	.	.	.	.	.	.	.	.	.	.	.	.	.	.	.	.	.	.	.	.	.	.	.	.	.	.	2	.
40 Parris, Reed	2	2	.	.	.	.	.	.	.	.	.	.	.	.	.	.	.	.	.	.	.	.	.	.	.	.	.	.	.	.	.	.	.	.	.	.	.	.	.	
30 Sears, McLend	2	.	.	.	.	1	.	1	.	.	.	.	.	.	.	.	.	.	.	.	.	.	.	.	.	.	.	.	.	.	.	.	.	.	.	.	1	1	.	.
12 Smith, Caswell	1	1	.	.	.	.	.	.	.	.	.	.	.	.	.	.	.	.	.	.	.	.	.	.	.	.	.	.	.	.	.	.	.	.	.	.	.	.	.	



## TEAM GAME HIGHS

## Batting

At bats:	46	-	vs Wagner (Feb 18, 2022)
Runs scored:	20	-	vs Wagner (Feb 18, 2022)
Hits:	21	-	vs Wagner (Feb 18, 2022)
RBI's:	17	-	vs Wagner (Feb 18, 2022)
Doubles:	8	-	vs Wagner (Feb 18, 2022)
Triples:	2	-	at Citadel (Apr 12, 2022)
Home runs:	4	-	vs Wagner (Feb 18, 2022)
Total bases:	43	-	vs Wagner (Feb 18, 2022)
Walks:	12	-	at Towson (May 19, 2022)
Strikeouts:	17	-	at Clemson (Feb 22, 2022)
Sac hits:	3	-	at Upstate (Apr 19, 2022)
Sac flies:	3	-	at Elon (Apr 22, 2022)
Stolen bases:	6	-	at Presbyterian (Mar 01, 2022)
Hit by pitch:	4	-	vs Citadel (May 17, 2022)
Caught stealing:	3	-	at Towson (May 21, 2022)
Runners LOB:	14	-	at Upstate (Apr 19, 2022)
	14	-	vs Delaware (Apr 29, 2022)
	14	-	vs Citadel (May 17, 2022)
Hit into DP:	3	-	at High Point (Mar 04, 2022)
	3	-	at UNCW (May 06, 2022)

## Fielding

Putouts:	30	-	at Upstate (Apr 19, 2022)
Assists:	14	-	at High Point (Mar 06, 2022)
Errors:	5	-	vs Coastal (Apr 26, 2022)
	5	-	vs Citadel (May 17, 2022)
Passed balls:	1	-	(5 times )
DPs turned:	3	-	vs Delaware (Apr 30, 2022)

## Pitching

Innings pitched:	10.0	-	at Upstate (Apr 19, 2022)
Runs allowed:	17	-	vs Coastal (Apr 26, 2022)
Earned runs:	14	-	vs Umass Lowell (Mar 12, 2022)
Walks allowed:	10	-	vs Clemson (May 10, 2022 at Columbia, S.C.)
Strikeouts:	18	-	vs Siena (Feb 26, 2022)
Hits allowed:	17	-	vs Umass Lowell (Mar 12, 2022)
Doubles allowed:	4	-	vs Umass Lowell (Mar 12, 2022)
Triples allowed:	2	-	vs Umass Lowell (Mar 12, 2022)
	2	-	vs Coastal (Apr 26, 2022)
Homers allowed:	2	-	(7 times )
Wild pitches:	6	-	vs Umass Lowell (Mar 12, 2022)
Hit batters:	5	-	vs Northeastern (Mar 26, 2022)

## INDIVIDUAL GAME HIGHS

## Batting

At bats:	6	-	(5 times )
Runs scored:	3	-	(11 times )
Hits:	4	-	(5 times )
RBI:	5	-	McCallister, Tanner vs Charleston So. (May 15, 2022)
Doubles:	2	-	(5 times )
Triples:	1	-	(16 times )
Home runs:	2	-	Hall, Preston vs Umass Lowell (Mar 12, 2022)
	2	-	Marr, JT vs William & Mary (Apr 16, 2022)
Total bases:	9	-	Hall, Preston vs Umass Lowell (Mar 12, 2022)
	9	-	Marr, JT vs William & Mary (Apr 16, 2022)
Walks:	3	-	(8 times )
Strikeouts:	4	-	Sorrentino, Tyler vs Charleston So. (May 15, 2022)
Sac hits:	1	-	(27 times )
Sac flies:	2	-	Harlan, Trotter at Elon (Apr 22, 2022)
Stolen bases:	2	-	(7 times )
Hit by pitch:	2	-	Mershon, Joseph vs Northeastern (Mar 26, 2022)
	2	-	Dean, Cam vs Citadel (May 17, 2022)
Caught stealing:	2	-	Cochrane, Sam at Hofstra (Apr 02, 2022)
	2	-	Wood, Luke at Towson (May 21, 2022)
Runners LOB:	8	-	Marr, JT vs William & Mary (Apr 17, 2022)

## Fielding

Putouts:	17	-	Marr, JT vs Siena (Feb 26, 2022)
Assists:	7	-	Harlan, Trotter at Presbyterian (Mar 01, 2022)
	7	-	Dean, Cam at High Point (Mar 06, 2022)
Errors:	3	-	Dean, Cam vs Citadel (May 17, 2022)
Passed balls:	1	-	(5 times )

## Pitching

Innings pitched:	7.1	-	Good, Ty at High Point (Mar 04, 2022)
	7.1	-	Bice, Emmett vs Delaware (May 01, 2022)
Runs allowed:	6	-	Good, Ty vs East Carolina (Mar 18, 2022)
	6	-	Good, Ty at Hofstra (Apr 01, 2022)
	6	-	Lucas, Brooks vs Coastal (Apr 26, 2022)
Earned runs:	6	-	Good, Ty at Hofstra (Apr 01, 2022)
Walks allowed:	4	-	Good, Ty vs Umass Lowell (Mar 12, 2022)
	4	-	Brooks, Daniel vs William & Mary (Apr 16, 2022)
	4	-	Good, Ty at Towson (May 19, 2022)
Strikeouts:	11	-	Brooks, Daniel vs Siena (Feb 26, 2022)
	11	-	Good, Ty at Elon (Apr 22, 2022)
Hits allowed:	8	-	Pooser, Trey at Towson (May 20, 2022)
Doubles allowed:	3	-	Pooser, Trey at Towson (May 20, 2022)
Triples allowed:	2	-	Brooks, Daniel vs Umass Lowell (Mar 12, 2022)
Homers allowed:	2	-	Good, Ty vs East Carolina (Mar 18, 2022)
	2	-	Good, Ty vs James Madison (Apr 08, 2022)
	2	-	Privette, William at Towson (May 21, 2022)
Wild pitches:	3	-	Schultz, Michael vs Umass Lowell (Mar 12, 2022)
Hit batters:	3	-	Good, Ty vs East Carolina (Mar 18, 2022)



2022 College of Charleston Baseball  
Individual Season/Career Summary for Charleston (as of May 21, 2022)  
(All games Sorted by Batting avg)

Record: 36-17 Home: 25-5 Away: 10-12 Neutral: 1-0 CAA: 19-5

Player	SEASON													CAREER												
	Avg	G-GS	AB	R	H	2B	3B	HR	RBI	BB	Hbp	SO	Sb-Att	Avg	G-GS	AB	R	H	2B	3B	HR	RBI	BB	Hbp	SO	Sb-Att
4 Marr, JT	.310	53-53	213	38	66	9	4	7	40	15	3	34	12-12	.310	53-53	213	38	66	9	4	7	40	15	3	34	12-12
6 Cochrane, Sam	.304	48-48	161	37	49	10	4	2	36	26	2	25	10-16	.304	48-48	161	37	49	10	4	2	36	26	2	25	10-16
9 Dean, Cam	.304	52-50	168	35	51	11	1	1	27	18	7	33	2-5	.266	87-81	267	47	71	14	1	1	37	29	9	59	5-8
1 Harlan, Trotter	.299	52-52	187	34	56	14	0	7	44	36	3	42	17-19	.298	118-118	460	88	137	27	4	13	73	56	5	83	30-35
5 Sorrentino, Tyler	.292	53-52	202	45	59	8	4	1	31	31	4	47	13-15	.292	53-52	202	45	59	8	4	1	31	31	4	47	13-15
3 Mershon, Joseph	.289	46-46	149	43	43	4	2	4	26	35	12	27	10-14	.297	105-105	360	87	107	15	4	8	52	75	17	61	23-33
29 Lobeck, Matt	.333	3-0	3	0	1	1	0	0	1	0	0	0	0-0	.292	29-13	65	10	19	2	0	0	4	6	0	8	3-3
18 Kirven, Jared	.306	22-16	62	12	19	6	0	1	9	2	3	10	1-2	.262	94-75	267	32	70	13	0	5	32	10	9	42	4-6
14 Choboy, Landon	.290	34-25	100	16	29	5	0	3	19	12	0	17	2-4	.307	76-58	225	37	69	13	2	5	52	24	3	43	6-9
26 Weatherford, Jaxon	.286	6-0	7	0	2	0	0	0	0	0	0	3	0-0	.227	32-11	44	3	10	1	0	0	1	8	1	19	2-2
43 Baumhofer, Will	.286	8-0	7	3	2	0	0	1	2	3	0	1	0-0	.286	8-0	7	3	2	0	0	1	2	3	0	1	0-0
2 Wood, Luke	.276	42-41	134	26	37	3	0	6	21	19	4	32	8-13	.276	42-41	134	26	37	3	0	6	21	19	4	32	8-13
10 McCallister, Tanner	.250	26-12	60	13	15	6	0	2	14	6	1	23	3-4	.229	71-40	179	27	41	12	0	6	36	14	3	69	5-7
30 Sears, McLendon	.250	25-2	16	7	4	3	0	0	2	3	0	6	0-1	.140	86-24	93	18	13	6	0	0	8	10	6	36	2-6
16 Hall, Preston	.232	37-33	112	17	26	4	0	6	20	13	1	16	0-1	.232	37-33	112	17	26	4	0	6	20	13	1	16	0-1
46 Sanchez, Patrick	.229	23-7	35	7	8	2	0	1	4	7	1	14	1-1	.229	23-7	35	7	8	2	0	1	4	7	1	14	1-1
13 Hansis, Donald	.213	32-21	75	16	16	4	0	6	15	9	0	24	0-2	.224	83-61	223	39	50	10	2	15	42	18	5	67	2-6
34 Steffy, Tanner	.211	20-13	57	6	12	3	1	0	10	4	0	11	1-2	.302	62-54	215	29	65	13	1	5	43	18	6	37	3-5
11 Mathis, Cole	.188	7-4	16	4	3	1	0	1	4	3	0	5	0-0	.188	7-4	16	4	3	1	0	1	4	3	0	5	0-0
7 Hopkins, Brody	.154	18-2	13	6	2	0	0	0	0	1	0	4	3-3	.179	48-23	84	26	15	5	0	3	13	4	3	37	7-7
41 Beiser, Sajon	.000	5-0	2	1	0	0	0	0	0	0	0	1	0-0	.321	31-6	28	8	9	1	0	0	2	1	1	8	4-6
44 Wetenhall, Ben	.000	3-0	2	1	0	0	0	0	0	1	1	0	0-0	.100	12-1	10	4	1	0	0	0	0	2	1	4	0-0
Totals	.281	53-53	1781	367	500	94	16	49	325	244	42	375	83-114													
Opponents	.245	53-53	1791	260	438	58	9	28	228	190	51	455	35-50													

Player	SEASON													CAREER												
	ERA	W-L	App	GS	CG	Sho	IP	H	R	ER	BB	SO	ERA	W-L	App	GS	CG	Sho	Sv	IP	H	R	ER	BB	SO	
19 Privette, William	0.95	3-1	23	0	0	0	57.0	31	14	6	15	77	2.12	4-4	37	6	0	0	12	102.0	70	39	24	27	113	
24 Good, Ty	3.43	10-4	16	14	0	0	78.2	55	38	30	33	83	3.47	18-9	38	24	0	0	3	161.0	126	76	62	61	176	
33 Pooser, Trey	4.28	4-2	17	9	0	0	54.2	63	34	26	22	44	4.27	9-4	34	20	0	0	1	126.1	149	74	60	35	97	
7 Hopkins, Brody	0.00	0-0	1	0	0	0	2.0	0	0	0	1	2	0.00	0-0	1	0	0	0	0	2.0	0	0	0	1	2	
38 Bice, Emmett	2.30	3-0	11	4	0	0	31.1	27	13	8	15	31	3.12	3-0	14	4	0	0	0	34.2	32	17	12	16	34	
40 Parris, Reed	2.40	6-0	24	2	0	0	45.0	37	16	12	9	45	2.40	6-0	24	2	0	0	0	45.0	37	16	12	9	45	
31 Miller, Brandon	3.24	1-0	9	0	0	0	8.1	10	4	3	4	11	3.24	1-0	9	0	0	0	0	8.1	10	4	3	4	11	
28 Campbell, Connor	3.49	3-0	10	10	0	0	49.0	50	22	19	13	35	3.82	9-4	27	18	1	0	0	115.1	135	59	49	33	88	
11 Mathis, Cole	4.32	2-2	18	0	0	0	33.1	36	18	16	10	36	4.32	2-2	18	0	0	0	2	33.1	36	18	16	10	36	
32 Brooks, Daniel	4.87	2-2	12	10	0	0	44.1	36	25	24	24	55	4.87	2-2	12	10	0	0	0	44.1	36	25	24	24	55	
23 Lucas, Brooks	5.48	1-1	12	0	0	0	23.0	31	16	14	11	8	4.56	8-4	49	7	0	0	1	96.2	100	58	49	44	80	
36 Schultz, Michael	8.10	0-1	4	0	0	0	3.1	5	4	3	3	2	6.30	0-2	17	1	0	0	1	20.0	32	16	14	14	10	
25 Smith, Ryan	8.25	0-2	8	0	0	0	12.0	17	14	11	6	5	4.50	2-4	26	0	0	0	2	34.0	39	28	17	15	18	
21 Vaks, Luke	9.00	0-0	4	0	0	0	3.0	5	3	3	3	4	9.00	0-0	4	0	0	0	0	3.0	5	3	3	3	4	
27 Williams, Zach	10.43	0-1	12	3	0	0	14.2	22	21	17	16	14	5.18	6-4	55	18	0	0	5	130.1	144	87	75	60	77	
12 Smith, Caswell	27.00	1-1	6	1	0	0	4.1	9	14	13	4	2	5.94	4-2	13	8	0	0	0	33.1	36	29	22	18	28	
35 Granier, Guillermo	27.00	0-0	2	0	0	0	1.1	4	4	4	1	1	8.27	0-1	13	4	0	0	0	20.2	26	21	19	6	14	
Totals	4.04	36-17	53	53	0	4	15	465.1	438	260	209	190	455													



1



**Trotter Harlan**

Jr. • INF • 5-11 • Fountain Inn, S.C.

	AVG	R	H	2B	3B	HR	RBI	SLG	OBP	SB	FLD%
SEA	.299	34	56	14	0	7	44	.487	.413	17	.944
CAR	.298	88	137	27	4	13	73	.459	.376	30	.939

- Last time out: 0-2 at Towson (May 21)
- 2022 All-CAA Second Team
- Batted .311 with six doubles, five homers and 27 RBI in CAA play (2022)
- Hit .291 with five home runs, 11 doubles, two triples and 24 RBI in 2021

CAREER HIGHS									
Hits	Runs	2B	3B	HR	RBI	TB	Walks	SB	
4, 2x	3, 3x	2	2	1, 13x	4	7	3, 3x	2, 6x	

2



**Luke Wood**

Jr. • INF • 6-0 • Fletcher, N.C.

	AVG	R	H	2B	3B	HR	RBI	SLG	OBP	SB	FLD%
SEA	.276	26	37	3	0	6	21	.433	.382	8	.884
CAR	.276	26	37	3	0	6	21	.433	.382	8	.884

- Last time out: 2-3, walk, run at Towson (May 21)
- Marked his CoFC debut with a home run against Wagner (Feb. 18)
- Second on the team with six home runs
- Batted .425 at Florence-Darlington Tech to earn All-Region First Team honors

CAREER HIGHS									
Hits	Runs	2B	3B	HR	RBI	TB	Walks	SB	
3, 2x	2, 6x	1, 3x	N/A	1, 6x	4	6, 3x	2, 4x	1, 8x	

3



**Joseph Mershon**

Jr. • INF • 5-11 • Taylors, S.C.

	AVG	R	H	2B	3B	HR	RBI	SLG	OBP	SB	FLD%
SEA	.289	43	43	4	1	4	26	.423	.455	10	.952
CAR	.297	87	107	15	3	8	52	.428	.434	23	.948

- Last time out: 1-3, run, triple, RBI at Towson (May 21)
- Back-to-back All-CAA Second Team selections
- Posted a .297 batting average with a .500 on-base percentage in CAA play
- Batted .314 with 10 doubles, two triples, four home runs and 20 RBI in 2021

CAREER HIGHS									
Hits	Runs	2B	3B	HR	RBI	TB	Walks	SB	
4	4	2, 2x	1, 4x	2	5	11	4	2	

4



**JT Marr**

Jr. • C/1B • 6-1 • Fort Mill, S.C.

	AVG	R	H	2B	3B	HR	RBI	SLG	OBP	SB	FLD%
SEA	.310	38	66	9	4	7	40	.488	.359	12	.995
CAR	.310	38	66	9	4	7	40	.488	.359	12	.995

- Last time out: 0-4 at Towson (May 21)
- 2022 All-CAA First Team
- Clubbed a first-inning grand slam against No. 2 Texas (Mar. 15)
- Started his CoFC career with five straight multi-hit games

CAREER HIGHS									
Hits	Runs	2B	3B	HR	RBI	TB	Walks	SB	
4	3	1, 9x	1, 4x	2	4, 2x	9	2	1, 12x	

5



**Tyler Sorrentino**

Fr. • OF • 5-10 • West Essex, N.J.

	AVG	R	H	2B	3B	HR	RBI	SLG	OBP	SB	FLD%
SEA	.292	45	59	8	4	1	31	.386	.395	13	.984
CAR	.292	45	59	8	4	1	31	.386	.395	13	.984

- Last time out: 0-3, walk at Towson (May 21)
- 2022 CAA Co-Rookie of the Year, All-CAA Second Team, CAA All-Rookie Team
- Nine-game hitting streak to start his collegiate career
- Marked his first career homer with a grand slam at Charleston So. (May 14)

CAREER HIGHS									
Hits	Runs	2B	3B	HR	RBI	TB	Walks	SB	
3, 3x	3, 2x	1, 7x	1, 4x	1	4, 2x	6	2, 6x	2	

6



**Sam Cochrane**

Gr. • OF • 6-0 • Ocala, Fla.

	AVG	R	H	2B	3B	HR	RBI	SLG	OBP	SB	FLD%
SEA	.304	37	49	10	4	2	36	.453	.399	10	.972
CAR	.304	36	49	10	4	2	36	.453	.399	10	.972

- Last time out: 0-2, two walks at Towson (May 21)
- 2022 All-CAA Second Team
- Graduate transfer from Eckerd College (St. Petersburg, Fla.)
- 2017 Sunshine State Conference Freshman of the Year

CAREER HIGHS									
Hits	Runs	2B	3B	HR	RBI	TB	Walks	SB	
3, 4x	2, 8x	2	1, 4x	1, 2x	4	6	3	2, 2x	

9



**Cam Dean**

Sr. • INF • 6-3 • Surfside Beach, S.C.

	AVG	R	H	2B	3B	HR	RBI	SLG	OBP	SB	FLD%
SEA	.304	35	51	11	1	1	27	.399	.386	2	.919
CAR	.266	47	71	14	1	1	37	.337	.352	5	.924

- Last time out: 0-3, walk at Towson (May 21)
- 2022 All-CAA Second Team
- Batted .329 with seven doubles and 13 RBI in CAA play
- Launched his first homer as a Cougar against UMass Lowell (Mar. 13)

CAREER HIGHS									
Hits	Runs	2B	3B	HR	RBI	TB	Walks	SB	
4	3	2	1	1	4	6, 2x	2, 2x	1, 5x	

10



**Tanner McCallister**

Sr. • 1B/OF • 6-2 • Roebuck, S.C.

	AVG	R	H	2B	3B	HR	RBI	SLG	OBP	SB	FLD%
SEA	.250	13	15	6	0	2	14	.450	.324	3	.981
CAR	.229	27	41	12	0	6	36	.397	.293	5	.978

- Last time out: 0-1, walk at Towson (May 20)
- Finished the 2021 season with four doubles, four home runs and 17 RBI
- Marked his first collegiate HR with a grand slam against N.C. A&T (2.21.21)
- Launched a grand slam against Tennessee Tech (4.11.21)

CAREER HIGHS									
Hits	Runs	2B	3B	HR	RBI	TB	Walks	SB	
4	3	1, 12x	N/A	1, 6x	5	5, 4x	2	1, 5x	

11



**Cole Mathis**

Fr. • RHP/INF • 6-1 • Cataula, Ga.

	AVG	R	H	2B	3B	HR	RBI	SLG	OBP	SB	FLD%
SEA	.188	4	3	1	0	1	4	.438	.316	0	1.000
CAR	.188	4	3	1	0	1	4	.438	.316	0	1.000

	ERA	APP/GS	W-L	SV	IP	H	R	ER	BB	SO
SEA	4.32	18/0	2-2	2	33.1	36	18	16	10	36
CAR	4.32	18/0	2-2	2	33.1	36	18	16	10	36

- **Last time out:** One shutout inning at Towson (May 19)
- CAA Rookie of the Week (Apr. 25)
- Earned the win in his collegiate debut with six K's in against Wagner (Feb. 20)
- 2021 Region 2-4A Hitter of the Year and All-State First Team selection


CAREER HIGHS

Hits	Runs	2B	3B	HR	RBI	TB	Walks	SB
1, 3x	1	1	N/A	1	2	4	N/A	N/A

IP	Hits	ER	Walks	SO	BF	PC
4.0, 2x	3, 3x	2, 3x	3	6	16	55

12



**Caswell Smith**

Jr. • RHP • 6-3 • Ball Ground, Ga.

	ERA	APP/GS	W-L	SV	IP	H	R	ER	BB	SO
SEA	27.00	6/1	1-1	0	4.1	9	14	13	4	2
CAR	5.94	13/8	4-2	0	33.1	36	29	22	18	28

- **Last time out:** Three hits, four runs, no outs recorded vs. CSU (May 15)
- Appeared in only three games in 2021 (injury)
- Posted a 3-0 record with a 1.35 ERA and 20 strikeouts in 2020
- All-State selection at Pickens High School in Jasper, Ga.

CAREER HIGHS

IP	Hits	ER	Walks	SO	BF	PC
7.0	6, 2x	5	4, 2x	7	29	88

13



**Donald Hansis**

Sr. • OF • 6-2 • Myrtle Beach, S.C.

	AVG	R	H	2B	3B	HR	RBI	SLG	OBP	SB	FLD%
SEA	.213	16	16	4	0	6	15	.507	.298	0	.765
CAR	.224	39	50	10	2	15	42	.489	.293	2	.929

- **Last time out:** 0-1, walk, run vs. The Citadel (May 17)
- Finished the 2021 season with four doubles, four home runs and 13 RBI
- Led CoFC to an 11-2 win at Clemson with two HR - including a first-inning grand slam (3.4.20)

CAREER HIGHS

Hits	Runs	2B	3B	HR	RBI	TB	Walks	SB
3, 3x	3	1, 10x	1, 2x	2	6	9	2	1, 2x

14



**Landon Choboy**

Sr. • C/OF • 6-1 • Raleigh, N.C.

	AVG	R	H	2B	3B	HR	RBI	SLG	OBP	SB	FLD%
SEA	.290	16	29	5	0	3	19	.430	.360	2	1.000
CAR	.307	37	69	13	2	5	52	.449	.375	6	.973

- **Last time out:** 0-3, walk at Towson (May 21)
- Batted .300 with three doubles, two triples, two home runs and 21 RBI in 2021
- Marked his first collegiate home run with a three-run bomb at Elon (5.1.21)
- Launched a three-run shot against Elon in the CAA Tournament (5.28.21)

CAREER HIGHS

Hits	Runs	2B	3B	HR	RBI	TB	Walks	SB
4	2, 6x	2	1, 2x	1, 4x	4	6	2, 4x	1, 6x

16



**Preston Hall**

Fr. • 1B • 6-1 • Gastonia, N.C.

	AVG	R	H	2B	3B	HR	RBI	SLG	OBP	SB	FLD%
SEA	.234	17	26	4	0	6	20	.432	.317	0	.991
CAR	.234	17	26	4	0	6	20	.432	.317	0	.991

- **Last time out:** 0-2 vs. Coastal Carolina (Apr. 26)
- CAA Rookie of the Week (Mar. 28)
- Leads the team with six home runs
- Marked his collegiate debut with a double and a solo HR vs. Wagner (Feb. 18)

CAREER HIGHS

Hits	Runs	2B	3B	HR	RBI	TB	Walks	SB
3, 2x	2, 4x	2	N/A	2	4	9	2, 4x	N/A

18



**Jared Kirven**

Sr. • C • 5-10 • Lexington, S.C.

	AVG	R	H	2B	3B	HR	RBI	SLG	OBP	SB	FLD%
SEA	.306	12	19	6	0	1	9	.452	.353	1	.987
CAR	.262	32	70	13	0	5	32	.367	.309	4	.989

- **Last time out:** 2-4, two doubles at Towson (May 21)
- 2022 Preseason All-CAA selection
- 2021 All-CAA Second Team
- Batted .299 with six doubles, four home runs and 18 RBI in 2021

CAREER HIGHS

Hits	Runs	2B	3B	HR	RBI	TB	Walks	SB
3, 9x	3	1, 11x	N/A	1, 5x	4	7	1, 10x	1, 4x

19



**William Privette**

So. • RHP • 6-6 • Chapin, S.C.

	ERA	APP/GS	W-L	SV	IP	H	R	ER	BB	SO
SEA	0.95	23/0	3-1	12	57.0	31	14	6	15	77
CAR	2.12	37/6	4-4	12	102.0	70	39	24	27	113

- **Last time out:** 4.2 innings, two runs, 6 K's at Towson (May 21)
- NCBWA Mid-season Stopper of the Year Watch List
- 2022 CAA Pitcher of the Year and All-CAA First Team
- National leader in ERA (0.95) and hits allowed per nine innings (4.89)

CAREER HIGHS

IP	Hits	ER	Walks	SO	BF	PC
6.0, 2x	7	5, 2x	3, 3x	6, 2x	25	97

21



**Luke Vaks**

So. • RHP • 6-1 • Mays Landing, N.J.

	ERA	APP/GS	W-L	SV	IP	H	R	ER	BB	SO
SEA	9.00	4/0	0-0	0	3.0	5	3	3	3	4
CAR	9.00	4/0	0-0	0	3.0	5	3	3	3	4

- **Last time out:** Two-thirds inning, one strikeout at Charlotte (Mar. 29)
- Made five appearances with two starts at Old Dominion in 2021
- Selected to the Area Code Games at Cedar Creek High School
- Struck out 70 batters in 39 innings as a junior

CAREER HIGHS

IP	Hits	ER	Walks	SO	BF	PC
1.1	4	3	2	2	7, 2x	28

23



**Brooks Lucas**

Sr. • RHP • 6-0 • Greenville, S.C.

	ERA	APP/GS	W-L	SV	IP	H	R	ER	BB	SO
SEA	5.48	12/0	1-1	0	23.0	31	16	14	11	8
CAR	4.56	49/7	8-4	1	96.2	100	58	49	44	80

- **Last time out:** One inning, one unearned run vs. The Citadel (May 17)
- Compiled a 1-1 record with one save, a 3.68 ERA and 14 strikeouts in 2021
- Went 1-1 with a 2.08 ERA and 11 strikeouts in 8.2 innings in 2020
- Fanned five in seven innings at Northeastern (4.21.19)

CAREER HIGHS

IP	Hits	ER	Walks	SO	BF	PC
7.0	8, 2x	6	3	7	27, 2x	91

24



**Ty Good**

Jr. • RHP • 6-2 • Fort Mill, S.C.

	ERA	APP/GS	W-L	SV	IP	H	R	ER	BB	SO
SEA	3.39	15/13	9-4	0	71.2	50	35	27	29	74
CAR	3.45	37/23	17-9	3	154.0	121	73	59	57	167

- **Last time out:** 7.0 innings, three runs, nine K's at Towson (May 19)
- 2022 All-CAA First Team
- Second in the nation in wins (10)
- Struck out the side in the seventh vs. Texas (Mar. 15)

CAREER HIGHS

IP	Hits	ER	Walks	SO	BF	PC
7.1	12	8	5	11	29, 2x	111

25



**Ryan Smith**

Sr. • RHP • 6-0 • Hazard, Ky.

	ERA	APP/GS	W-L	SV	IP	H	R	ER	BB	SO
SEA	8.25	8/0	0-2	0	12.0	17	14	11	6	5
CAR	4.50	26/0	2-3	2	34.0	39	28	17	15	18

- **Last time out:** One inning, three runs, strikeout vs. The Citadel (May 17)
- Compiled a 2-2 record with two saves, a 2.45 ERA and 13 K's in 2021
- Went 3-1 with a 3.41 ERA and 28 K's in two years at Florence-Darlington Tech
- Two-time Region 14 MVP at Hazard High School

CAREER HIGHS

IP	Hits	ER	Walks	SO	BF	PC
3.0	5	4	2, 3x	3	11	38

27



**Zach Williams**

Sr. • LHP • 6-1 • Marietta, Ga.


	ERA	APP/GS	W-L	SV	IP	H	R	ER	BB	SO
SEA	10.43	12/3	0-1	0	14.2	22	21	17	16	14
CAR	5.18	55/18	6-4	5	130.1	144	87	75	60	77

- **Last time out:** 0.1 innings, four runs vs. The Citadel (May 17)
- Compiled a 2-0 record with four saves and 23 strikeouts in 2021
- Did not allow a run in 11 innings of work in 2020
- Went 6.2 innings to earn his first collegiate win vs. The Citadel (3.26.19)

CAREER HIGHS

IP	Hits	ER	Walks	SO	BF	PC
6.2, 2x	9	5	4	7	26, 2x	95

28



**Connor Campbell**

Sr. • LHP • 6-0 • Mason Neck, Va.


	ERA	APP/GS	W-L	SV	IP	H	R	ER	BB	SO
SEA	3.49	10/10	3-0	0	49.0	50	22	19	13	35
CAR	3.82	27/18	9-4	0	115.1	135	59	49	33	88

- **Last time out:** 4.1 innings, three runs, one K at Elon (Apr. 24)
- Compiled a 6-4 record with a 4.07 ERA and 53 K's in 66.1 innings in 2021
- Tossed a CG against William & Mary in the CAA Tournament (5.28.21)
- Spun eight shutout innings against Tennessee Tech (4.11.21)

CAREER HIGHS

IP	Hits	ER	Walks	SO	BF	PC
9.0	10, 2x	6	3, 4x	8	36	125

30



**McLendon Sears**

Gr. • UTIL • 5-11 • Sumter, S.C.

	AVG	R	H	2B	3B	HR	RBI	SLG	OBP	SB	FLD%
SEA	.250	7	4	3	0	0	2	.438	.368	0	.824
CAR	.140	18	13	6	0	0	8	.204	.264	2	.966

- **Last time out:** Defensive replacement vs. The Citadel (May 17)
- Has appeared in 86 games as a Cougar
- Reached base three times with two singles and a walk at Campbell (3.9.21)
- Went 2-for-3 with pair of doubles against Iona (2.14.20)

CAREER HIGHS

Hits	Runs	2B	3B	HR	RBI	TB	Walks	SB
2, 3x	2, 2x	2	N/A	N/A	2, 2x	4	1, 8x	1, 2x

31



**Brandon Miller**

Gr. • RHP • 6-0 • Easton, Pa.


	ERA	APP/GS	W-L	SV	IP	H	R	ER	BB	SO
SEA	3.24	9/0	1-0	0	8.1	10	4	3	4	11
CAR	3.24	9/0	1-0	0	8.1	10	4	3	4	11

- **Last time out:** One shutout inning, one strikeout at Towson (May 19)
- Spent four seasons at St. John's (N.Y.)
- Hit .281 as a freshman and drove in 15 runs as a sophomore
- All-League and All-Area selection at Wilson Area High School

CAREER HIGHS

IP	Hits	ER	Walks	SO	BF	PC
2.0	2	2	1, 3x	3	6, 3x	26

32



**Daniel Brooks**

Fr. • RHP • 6-7 • Mt. Pleasant, S.C.

	ERA	APP/GS	W-L	SV	IP	H	R	ER	BB	SO
SEA	4.87	12/10	2-2	0	44.1	36	25	24	24	55
CAR	4.87	12/10	2-2	0	44.1	36	25	24	24	55

- **Last time out:** Two innings, three runs, one strikeout at Towson (May 20)
- 2022 CAA All-Rookie Team
- Season-high 11 strikeouts vs. Siena (Feb. 26)
- Compiled a 1.34 ERA as a senior at Bishop England High School

CAREER HIGHS

IP	Hits	ER	Walks	SO	BF	PC
6.0, 2x	6	5	3	11	23, 2x	102

33



**Trey Pooser**

Jr. • RHP • 6-4 • Hannahan, S.C.

	ERA	APP/GS	W-L	SV	IP	H	R	ER	BB	SO
SEA	4.28	17/9	4-2	0	54.2	63	34	26	22	44
CAR	4.27	34/20	9-4	1	126.1	149	74	60	35	97

- **Last time out:** 6.0 innings, five runs, five K's at Towson (May 20)
- 2021 All-CAA Second Team and All-Rookie Team selection
- Compiled a 4-2 record with a 4.67 ERA and 43 strikeouts in 2021
- Ranked 41st in the nation in walks allowed per nine innings (1.61) in 2021

CAREER HIGHS

IP	Hits	ER	Walks	SO	BF	PC
7.1	10	7	3, 5x	8, 2x	28	105





34



**Tanner Steffy**

Sr. • C • 6-1 • Chapin, S.C.

	AVG	R	H	2B	3B	HR	RBI	SLG	OBP	SB	FLD%
SEA	.211	6	12	3	1	0	10	.298	.250	1	.000
CAR	.302	29	65	13	1	5	43	.442	.365	3	.000

- **Last time out:** Pinch-hit vs. Charleston Southern (May 15)
- 2022 Preseason All-CAA selection
- 2021 All-CAA Second Team honoree
- Batted .333 with six doubles, five home runs and 29 RBI in 33 games in 2021

CAREER HIGHS

Hits	Runs	2B	3B	HR	RBI	TB	Walks	SB
3, 5x	3, 2x	1, 10x	1	2	3, 3x	9	3	1, 2x

35



**Guillermo Granier**

Jr. • RHP • 6-1 • Atlanta, Ga.

	ERA	APP/GS	W-L	SV	IP	H	R	ER	BB	SO
SEA	27.00	2/0	0-0	0	1.1	4	4	4	1	1
CAR	8.27	13/4	0-1	0	20.2	26	21	19	6	14

- **Last time out:** One third of an inning, one strikeout vs. UMass Lowell (Mar. 12)
- Appeared in 11 games with four starts in 2021
- Fanned two in 1.1 innings in his collegiate debut against NC A&T (2.21.21)
- Recorded a season-high four K's against William & Mary (3.13.21)

CAREER HIGHS

IP	Hits	ER	Walks	SO	BF	PC
4.2	4	6	2	4	18	64

36



**Michael Schultz**

So. • RHP • 6-2 • Vienna, Va.

	ERA	APP/GS	W-L	SV	IP	H	R	ER	BB	SO
SEA	8.10	4/0	0-1	1	3.1	5	4	3	3	2
CAR	6.30	17/1	0-2	1	20.0	32	16	14	14	10

- **Last time out:** One inning, two hits, strikeout UMass Lowell (Mar. 12)
- Made 13 appearances with one start in 2021
- Struck out eight batters in 16.2 innings
- 2020 Perfect Game Preseason All-Northern Region honoree

CAREER HIGHS

IP	Hits	ER	Walks	SO	BF	PC
3.0	4, 3x	3	3	3	15	50

38



**Emmett Bice**

Jr. • RHP • 6-6 • West Chester, Pa.

	ERA	APP/GS	W-L	SV	IP	H	R	ER	BB	SO
SEA	2.30	11/4	3-0	0	31.1	27	13	8	15	31
CAR	3.12	14/4	3-0	0	34.2	32	17	12	16	34

- **Last time out:** 4.0 innings, one run, two K's at Towson (May 21)
- CAA Co-Pitcher of the Week (May 2)
- 7.1 scoreless innings in his first career start vs. Delaware (May 1)
- 2018 All-Conference selection at Archmere Academy

CAREER HIGHS

IP	Hits	ER	Walks	SO	BF	PC
7.1	4	4	3	5, 3x	28	93

40



**Reed Parris**

Gr. • RHP • 6-3 • Kinston, N.C.


	ERA	APP/GS	W-L	SV	IP	H	R	ER	BB	SO
SEA	2.40	24/2	6-0	0	45.0	37	16	12	9	45
CAR	2.40	24/2	6-0	0	45.0	37	16	12	9	45

- **Last time out:** 6.0 innings, one unearned run, six K's vs. The Citadel (May 17)
- 2022 All-CAA Honorable Mention
- Two-time All-Region selection at Mount Olive
- Compiled an 8-3 record with a 2.74 ERA and 77 K's in 72 innings in 2021

CAREER HIGHS

IP	Hits	ER	Walks	SO	BF	PC
6.0	4	2, 2x	2, 2x	7	22, 2x	80

43



**Will Baumhofer**

Jr. • INF • 5-10 • Greenville, S.C.

	AVG	R	H	2B	3B	HR	RBI	SLG	OBP	SB	FLD%
SEA	.286	3	2	0	0	1	2	.714	.500	0	.500
CAR	.286	3	2	0	0	1	2	.714	.500	0	.500

- **Last time out:** 0-1 at Towson (May 20)
- Launched his first career homer as a pinch hitter vs. Coastal Carolina (Apr. 26)
- Member of three straight regional championship teams at Greenville HS
- Named to the 2019 WWBA World Championship All-Tournament Team

CAREER HIGHS

Hits	Runs	2B	3B	HR	RBI	TB	Walks	SB
1, 2x	2	N/A	N/A	1	1, 2x	4	1, 3x	N/A

44



**Ben Wetenhall**

Sr. • INF • 6-0 • Simpsonville, S.C.

	AVG	R	H	2B	3B	HR	RBI	SLG	OBP	SB	FLD%
SEA	.000	1	0	0	0	0	0	.000	.500	0	1.000
CAR	.100	4	1	0	0	0	0	.100	.308	0	1.000

- **Last time out:** Defensive replacement vs. Charleston Southern (May 15)
- Has appeared in 12 games with one start at CofC
- Has not made an error in college
- Pinch-ran and scored in CofC's comeback win against Evansville (3.6.20)

CAREER HIGHS

Hits	Runs	2B	3B	HR	RBI	TB	Walks	SB
1	2	N/A	N/A	N/A	N/A	1	1, 2x	N/A

46



**Patrick Sanchez**

Fr. • INF • 6-0 • Merrick, N.Y.

	AVG	R	H	2B	3B	HR	RBI	SLG	OBP	SB	FLD%
SEA	.229	7	8	2	0	1	4	.371	.372	1	1.000
CAR	.229	7	8	2	0	1	4	.371	.372	1	1.000

- **Last time out:** Defensive replacement at Towson (May 21)
- First collegiate homer was a two-run shot vs. Coastal Carolina (Apr. 26)
- Two-time conference champion at Sanford H. Calhoun High School
- 2021 Conference Player of the Year

CAREER HIGHS

Hits	Runs	2B	3B	HR	RBI	TB	Walks	SB
2	1, 7x	1, 2x	N/A	1	2	4	1, 6x	1

HC



**Chad Holbrook**

Fifth season at CofC • Career Record: 347-190 • UNC, 1994

- Record of 147-84 in five seasons at CofC
- 2022 CAA Coach of the Year
- Mentored more than 100 players selected in MLB Draft
- 2011 Baseball America National Asst. Coach of the Year



Kevin Nichols

5th Season  
 Alabama, '96  
**Duties:** Hitting,  
 Recruiting, Third  
 Base



Will Dorton

5th Season  
 CofC, '15  
**Duties:**  
 Pitching  
 Coach



Dan Wondrack

2nd Season  
 CofC, '19  
**Duties:**  
 Catchers,  
 First Base

